



2021-22 BASKETBALL

GAME 27 • IUPUI (2-22 / 0-13) vs. RMU (7-19 / 5-12)

Thursday, Feb. 17, 2022 • 7:00 p.m.

UPMC Events Center (4,000) • Moon Township, Pa.

NCAA TOURNAMENT: 1982, 1983, 1989, 1990, 1992, 2009, 2010, 2015, 2020

Schedule / Results

NOVEMBER (0-5)

10	@ Central Florida	L, 59-69
12	@ #10 Kentucky #	L, 60-100
15	@ Ohio #	L, 71-85
19	MOUNT ST. MARY'S #	(OT) L, 70-74
27	@ Davidson	L, 70-88

DECEMBER (2-5)

2	@ Green Bay *	L, 58-70
4	@ Milwaukee *	L, 69-77
8	LANCASTER BIBLE	W, 99-51
11	FLORIDA GULF COAST	L, 74-85
19	@ Bowling Green	L, 74-100
22	@ Saint Francis U	W, 75-67
30	@ Oakland *	L, 61-79

JANUARY (3-6)

1	@ Detroit Mercy *	canceled
5	YOUNGSTOWN STATE *	L, 60-64
7	CLEVELAND STATE *	L, 77-78
9	PURDUE FORT WAYNE *	L, 70-76
13	WRIGHT STATE *	L, 73-75
15	NORTHERN KENTUCKY *	W, 74-64
21	@ Purdue Fort Wayne *	L, 62-86
23	@ Cleveland State *	L, 68-75
27	MILWAUKEE *	W, 77-53
29	GREEN BAY *	W, 62-60

FEBRUARY (2-3)

3	@ UIC *	L, 75-80
5	@ IUPUI *	W, 66-49
9	DETROIT MERCY *	L, 62-79
11	OAKLAND *	L, 68-71
13	@ Youngstown State *	W, 73-68
17	IUPUI *	7:00 p.m.
19	UIC *	7:00 p.m.
24	@ Northern Kentucky *	7:00 p.m.
26	@ Wright State *	7:00 p.m.

MARCH (0-0)

1	#HLMBB First Round \$	TBA
3	#HLMBB Quarterfinals \$	TBA
7	#HLMBB Semifinals \$	TBA
8	#HLMBB Final \$	TBA

Kentucky Classic; * Horizon League game

Game Information

Audio: RMU Athletics Gameday App w/ Chris Shovlin (pxp) & Jim Elias (color)

TV: ESPN+ / 22 The Point / MeTV Ohio Valley w/ Shovlin (pxp) & Elias (color)

Twitter: @RMUMBasketball • **Instagram:** @RMUMBasketball

Quick Hits

- The RMU men's basketball team concludes the **home** portion of its 2021-22 regular season schedule this week with a pair of games at the UPMC Events Center. The Colonials begin by welcoming IUPUI for a 7:00 p.m. tip Thursday.
- RMU is looking to post back-to-back wins for the **second** time this season after earning its **second** consecutive road victory, a 73-68 triumph @ Youngstown State (2/13/22). The Colonials used a 12-0 run to turn a 64-54 deficit into a 66-64 lead en route to the win.
- Senior forward **Kahliel Spear** led the way against the Penguins with a career-high **27** points on **10-of-11** shooting from the field, including **3-for-3** from deep, and a **4-for-5** performance at the free-throw line. He also added **seven** rebounds and a **pair** of blocks.
- Spear enters Thursday's game against the Jaguars **leading** the Horizon League in field goal percentage at **55.5** percent (**152-for-274**). In his **two** seasons in an RMU uniform after transferring from Bucknell, Spear has shot **55.2** percent (**222-for-402**) from the floor.
- Junior guard **Michael Green III** added **14** points and **five** assists in the victory @ Youngstown State, while junior forward **Matt Mayers** contributed **11** points and **seven** boards. Sophomore guard **Kam Farris** came off the bench to supply **10** points while also notching **two** assists and a block.
- In their last game at the UPMC Events Center, the Colonials dropped a 71-68 decision to Oakland (2/11/22). RMU is **1-6 (.125)** at home this season in games decided by **six** points or less after the setback to the Golden Grizzlies.
- Junior forward **Brandon Stone** tied a career high with **17** points to pace the Colonials against Oakland and also added **eight** rebounds, a steal and a block. Stone shot 7-for-8 from the field, including 3-for-3 from beyond the arc.
- Senior forward **Kahliel Spear** notched his **seventh** double-double of the 2021-22 campaign with **14** points and **11** rebounds against the Golden Grizzlies while also dishing out a career-high **five** assists, and junior forward **Matt Mayers** chipped in **11** points and **six** caroms.
- In **12** games at the UPMC Events Center during the 2021-22 season, senior forward **Kahliel Spear** is leading RMU with averages of **16.5** points and **7.8** rebounds while knocking down **66.7** percent (**82-for-123**) of his shots from the field. He has also registered **19** blocks (**1.58** per contest).
- As a team, the Colonials are holding opponents to an average of **69.2** points per game at home this season and own a scoring margin of **+3.0**. Foes have shot **42** percent (**288-for-686**) from the floor at the UPMC Events Center in 2021-22, including just **31** percent (**81-for-261**) from beyond the arc.

Robert Morris Projected Starters ...

#	P	Name	Pts.	Reb.	G/GS	Hometown	Quick Fact
2	F	Kahliel Spear (6-7, 220, Sr.)	14.4	7.8	26/26	The Colony, Texas	Career-high 27 points in win @ Youngstown State
21	F	Matt Mayers (6-8, 210, Jr.)	5.5	4.3	26/17	Hastings-on-Hudson, N.Y.	Owens consecutive double-figure scoring games
11	F	Jaron Williams (6-6, 210, Jr.)	7.0	3.0	22/11	Rock Hill, S.C.	Season-high of 19 points came @ Ohio (11/15/21)
1	G	Michael Green III (5-11, 150, Jr.)	10.8	2.3	23/18	Bronx, N.Y.	Averaging 11.4 points, 3.6 assists as a starter
5	G	Enoch Cheeks (6-0, 170, Jr.)	8.8	5.5	26/26	Providence, R.I.	Shooting 48.8% (40-for-82) at home this season

Robert Morris Off The Bench ...

#	P	Name	Pts.	Reb.	G/GS	Hometown	Quick Fact
0	G	Kam Farris (6-3, 165, So.)	9.6	1.6	18/11	Burlington, Vt.	Shooting 43% (40-for-93) from beyond the arc
35	F	Justin Winston (6-8, 220, Jr.)	8.7	3.0	21/9	West Orange, N.J.	Contributed a season-high 19 points @ UIC
23	F	Brandon Stone (6-11, 200, Jr.)	5.8	3.2	17/0	Alverton, Pa.	Tied career high with 17 points against Oakland
13	G	Tristian Jeffries (6-6, 185, Fr.)	2.0	1.6	9/0	Jersey City, N.J.	Scored career-high four points @ Purdue Fort Wayne
12	G	Chase Cook (5-10, 170, So.)	0.6	0.5	19/0	Washington, D.C.	Career-high five points, two dimes vs. Milwaukee



Pat Gallagher Head Coach Andrew Toole 12th Season • Penn, 2003 • @Coach_AndyToole

Presiding over the golden age of RMU men's basketball is **Andrew Toole**, who is in his **12th** season as the Pat Gallagher Head Coach of the Colonials in 2021-22. Introduced as the eighth head coach in the program's 45-year NCAA Division I history at a press conference at the Charles L. Sewall Center May 11, 2010, Toole has posted an overall record of **199-188 (.514)** in 12 seasons leading the Colonials.

Toole has overseen the most successful stretch in school history during his 15-year tenure at RMU. Named an assistant coach under former head coach Mike Rice in 2007, Toole was elevated to associate head coach the following season before taking over the reins as head coach in 2010.

During Toole's 11 seasons as head coach at RMU, the Colonials have claimed two Northeast Conference (NEC) regular-season championships (2013, 2014), appeared in five NEC Tournament championship games (2011, 2012, 2014, 2015, 2020) and have made six national postseason appearances. Toole has led RMU to a pair of automatic bids to the NCAA Tournament (2015, 2020), two appearances in the National Invitation Tournament (NIT) (2013, 2014) and two spots in the CollegeInsider.com Postseason Tournament (2012, 2019).

Toole helped RMU usher in a new era in historic fashion in 2019 with the opening of the UPMC Events Center. The Colonials opened the building in front of a sold-out crowd against Pitt in November and closed the home season with a 77-67 victory over Saint Francis U in front of 4,034 fans to help RMU claim its league-high ninth NEC Tournament championship and automatic bid to the NCAA Tournament. Overall in 2019-20, the Colonials finished with a record of 20-14 (.588).

Six of RMU's seven victories in a national postseason tournament have come under the watchful eye of Toole. In 2011-12, his second year as head coach, Toole led the Colonials to an overall record of 26-11 (.703). RMU tied a school record for victories by advancing to the quarterfinals of the 2012 CIT thanks to road wins over Indiana State and Toledo.

In 2012-13, RMU claimed its 10th NEC regular-season championship with a ledger of 14-4 (.778) in conference action and overall finished 24-11 (.686). The Colonials earned a spot in the 2013 NIT, advancing to the second round thanks to a landmark 59-57 victory over Kentucky in front of 3,444 fans at the Charles L. Sewall Center.

RMU earned its second consecutive NEC regular-season crown in 2013-14 with a record of 14-2 (.875) in league play and finished 22-14 (.611) overall. For his efforts, Toole was named the 2014 NEC Jim Phelan Coach of the Year. Led by a career-high 38 points from 2014 NEC Player of the Year Karvel Anderson (2012-14), the Colonials notched a win in the first round of the NIT for the second consecutive year with an 89-78 victory at St. John's.

Toole guided RMU to an overall record of 20-15 (.571) in 2014-15, including a mark of 12-6 (.667) in the NEC. The Colonials finished in a tie for second place with Bryant in the league standings and as the No. 2 seed claimed the 2015 NEC Tournament title with a 66-63 win at No. 1 seed St. Francis Brooklyn. RMU earned its first NCAA Tournament victory since 1983 and second overall in program history by posting an 81-77 victory over North Florida as part of the 2015 NCAA First Four at UD Arena in Dayton, Ohio. Two days later the Colonials fell to eventual 2015 national champion Duke, 85-56, in Charlotte, N.C.

During the 2018-19 season, Toole led RMU to an overall mark of 18-17 (.514), including a mark of 11-7 (.611) in the NEC. The Colonials accepted their second invite to the CIT, posting a 98-89 overtime win over Cornell at the North Athletic Complex for its third victory in program history in the tournament.

Toole was a four-year starter at the NCAA Division I level, playing for Elon (1998-00) before transferring to Penn (2000-03). Over his four-year career, Toole averaged 12.3 points per contest, finishing with 1,341 points in 109 games. Toole and his wife, Brooke, reside in Pittsburgh, Pa., with their two sons, Ryan and Colin.

The Toole File

Birthdate: Sept. 11, 1980

Hometown: Red Bank, N.J.

Age: 41

Alma Mater / Year: Penn / 2003

Degree: Bachelor of Arts (Political Science)

High School: Christian Brothers Academy

COLLEGIATE COACHING EXPERIENCE:

RMU; Moon Township, Pa.

- Pat Gallagher Head Coach (2010-)

RMU; Moon Township, Pa.

- Associate Head Coach (2008-10)

RMU; Moon Township, Pa.

- Assistant Coach (2007-08)

Lafayette College; Easton, Pa.

- Assistant Coach (2006-07)

PLAYING EXPERIENCE:

University of Pennsylvania; Philadelphia, Pa.

- Guard (2000-03)

Elon University; Elon, N.C.

- Guard (1998-2000)

Christian Brothers Academy; Lincroft, N.J.

- Guard (1994-98)

Year-by-Year Coaching Record

<u>School</u>	<u>Year</u>	<u>Overall (Pct.)</u>	<u>Conf. (Pct.)</u>	<u>Finish</u>	<u>Postseason</u>
RMU	2010-11	18-14 (.562)	12-6 (.667)	3rd	---
RMU	2011-12	26-11 (.703)	13-5 (.722)	3rd	CIT (Quarterfinals)
RMU	2012-13	24-11 (.686)	14-4 (.778)	1st	NIT (Second Round)
RMU	2013-14	22-14 (.611)	14-2 (.875)	1st	NIT (Second Round)
RMU	2014-15	20-15 (.571)	12-6 (.667)	T-2nd	NCAA (Second Round)
RMU	2015-16	10-22 (.313)	8-10 (.444)	8th	---
RMU	2016-17	14-19 (.424)	9-9 (.500)	T-5th	---
RMU	2017-18	16-17 (.485)	9-9 (.500)	T-6th	---
RMU	2018-19	18-17 (.514)	11-7 (.611)	T-3rd	CIT (Second Round)
RMU	2019-20	20-14 (.588)	13-5 (.722)	T-2nd	NCAA (Auto Bid)
RMU	2020-21	4-15 (.211)	3-14 (.200)	12th	---
RMU	2021-22	7-19 (.269)	5-12 (.294)		
TOTALS		199-188 (.514)	122-87 (.584)		

Career Highlights: Led Colonials to automatic bid to 2015 and 2020 NCAA Tournaments ... Two National Invitation Tournament automatic bids (2013, 2014) ... Career Postseason Record: 6-5 (.545)



Statistical Trends Under Toole

RMU is ...

At home	106-59
On the road	85-127
Neutral Site	8-2
Overtime	9-7
Day Games	61-64
Night Games	138-124
Home Conference Games	65-40
Away Conference Games	58-47
Games decided by 1 point	9-8
Games decided by 2-5 points	59-44
Games decided by 6-9 points	43-41
Games decided by 10 points or more	88-95
When outrebounding opponent	120-45
When outbounded by opponent	73-135
When rebounds equal	6-8
When leading at the half	139-44
When trailing at the half	51-138
When tied at the half	9-6
When playing teams w/ winning record	55-96
When playing teams w/ losing record	129-71
When playing teams w/ .500 record	13-12
When outshooting opponent	112-121
When outshot by opponent	80-61
When tied in shooting w/ opponent	7-6
When team has 30+ rebounds	161-124
When team has 40+ rebounds	49-22
When team has 50+ rebounds	4-0
When team shoots below 40%	31-90
When team shoots 40% or above	168-98
When team shoots 50% or above	58-12
When RMU makes 5+ 3-pt. field goals	168-138
When RMU makes 10+ 3-pt. field goals	56-22
When an RMU player scores 20+	102-73
When an RMU player scores 30+	8-4
When an RMU players scores 40+	1-0
When an RMU player has 10+ rebounds	50-44
When an RMU player has 10+ assists	9-0
When an RMU player has 5+ steals	13-13

FROM THE FIELD

When scoring 80+ points	47-8
When scoring 70-79 points	71-54
When scoring 60-69 points	68-67
When scoring below 60 points	13-59
When opponents score under 60 points	77-8
When opponents score 60-69 points	81-43
When opponents score 70-79 points	34-65
When opponents score 80+ points	7-72

STREAKS

Coming off a win	110-90
Coming off a loss	82-89
Longest winning streak	8 (2/9/11 to 3/6/11)
Longest losing streak	8 (1/15/21 to 2/6/21)
Current Streak	W1

DAYS OF THE WEEK

Monday	6-10
Tuesday	17-14
Wednesday	20-18
Thursday	58-41
Friday	10-24
Saturday	80-64
Sunday	8-17

Youngstown State Notes - The all-time series between the Colonials and Penguins is tied, **12-12 (.500)**, after RMU's win on the road ... RMU improved to **6-5 (.545)** all-time at the Beeghly Center with the victory ... Senior forward **Kahliel Spear** drained a three-pointer and also converted a three-point play during a **12-0** run that helped RMU erase a double-digit deficit ... The RMU frontcourt shot **77.2** percent (**17-for-22**) from the field in the victory ... YSU held a 31-27 advantage on the glass, including a 14-6 edge in offensive rebounds ... The Colonials shot **63** percent (**17-for-27**) from the field in the second half and **53.1** percent (**26-for-49**) overall in the victory, their highest field goal percentage on the **road** this season.

Moving On Up - Thanks to a pair of blocks in a 73-68 win @ Youngstown State (2/13/22), senior forward **Kahliel Spear** became the **seventh** student-athlete in program history to eclipse **30** blocks in a season. Thanks to **31** on the 2021-22 campaign, Spear sits in a tie for **seventh** in the RMU single-season record book with former guard Forest Grant (1980-84), who rejected 31 shots during the 1981-82 season. Spear has compiled **54** blocks in **44** career games (**1.23** per contest) with the Colonials and in 90 games at the NCAA Division I level owns 84 rejections.

Ten - RMU enters its final homestand of the 2021-22 campaign at the UPMC Events Center Thursday against IUPUI owning a record of **5-5 (.500)** in its last **10** games. The margin has been razor thin during that stretch, as the Colonials are averaging **68.7** points per game while holding opponents to an average of **68.5** points per contest (**+0.2**). Junior **Michael Green III** has been a driving force for RMU during that span, providing the ability to score and distribute as the primary point guard. Over his last **10** games, Green III is averaging **12.6** points and **4.0** assists per game but more importantly owns an assist-to-turnover ratio of **2.11**.

February Fire - A consistent presence for RMU in 2022, senior forward **Kahliel Spear** has taken his game to the next level thus far in February. Through the first **five** games of the month, Spear is averaging **19.2** points and **9.8** rebounds per contest. Spear eclipsed **500** career points in an RMU uniform thanks to **15** points against Detroit Mercy (2/9/22) and has scored **552** points in **44** career games (**12.5** ppg) in two seasons with the Colonials. A career **55.2** percent (**222-for-402**) shooter during his time at RMU, Spear ranks **third** all-time in program history in field goal percentage. An economics major who has maintained a cumulative grade point average (GPA) of **3.92**, Spear is also RMU's active leader for both consecutive games played (**44**) and starts (**31**).

Defense Wins Championships - The numbers bear out that following in the footsteps of defending is victories. Over the last **15** years, RMU owns a record of **208-58 (.782)** when holding opponents under **70** points since the beginning of the 2007-08 season. Thanks to a 73-68 triumph @ Youngstown State (2/13/22), the Colonials improved to **158-51 (.756)** under 12th-year RMU Pat Gallagher Head Coach **Andrew Toole** when turning the trick. Overall in the last 15 years, RMU has held its opponent to under 70 points **54.4** percent (**267-of-491**) of the time.

Did You Know? Thanks to a 66-49 win @ IUPUI (2/5/22) that concluded a two-game road trip, RMU improved to **3-0** this season when holding opponents to under **60** points. The Colonials have won **nine** consecutive games dating back to the 2019-20 season when turning the trick. Overall under **12th**-year RMU Pat Gallagher Head Coach **Andrew Toole**, the Colonials are **77-8 (.906)** when holding opponents to less than **60** points.

Opposite Ends Of The Spectrum - Through **26** games of the 2021-22 season, RMU owns a record **7-2 (.778)** when holding opponents under **70** points. On the other end, the Colonials are 0-17 when opponents score 70 or more points.


Dunk You Very Much - Senior forward **Kahliel Spear** is as active as any member of the Colonials in recent years at the rim, and you just have to look at the numbers. In addition to being tied for **fourth** in the Horizon League with an average of **1.19** blocks per game, Spear is RMU's leader on the other end of the court in dunks. In **26** games in 2021-22, Spear has provided **42** jams, and in **44** career contests at RMU he owns **55** dunks (**1.25** per game). Spear owns **64.6** percent (**42-of-65**) of the dunks the Colonials have provided during the 2021-22 campaign.

Quick Hits (2021-22 Projected Starters) ...



#21 • F • Matt Mayers • 6-8 • 210 • Junior • Hastings-on-Hudson, N.Y.

Signed a National Letter of Intent (NLI) with RMU in May of 2021 ... In a 73-68 win @ Youngstown State (2/13/22) contributed 11 points, seven rebounds and a block ... Finished with 11 points and six rebounds against Oakland (2/11/22) ... Scored six points and grabbed two rebounds against Detroit Mercy (2/9/22) ... Finished with nine points, four rebounds and a block in a 66-49 win @ IUPUI (2/5/22) ... Grabbed three rebounds but did not score @ UIC (2/3/22) ... Contributed three points and five rebounds in a 62-60 triumph over Green Bay (1/29/22) ... In a 77-53 win over Milwaukee (1/27/22) contributed nine points, seven rebounds and two assists ... Tallied four points, two rebounds and a pair of steals @ Cleveland State (1/23/22)




#2 • F • Kahliel Spear • 6-7 • 220 • Senior • The Colony, Texas

Established a career high with 27 points to pace the Colonials in a 73-68 triumph @ Youngstown State (2/13/22) and also added seven rebounds and a pair of blocks ... Finished with his seventh double-double of the 2021-22 season with 14 points and 11 rebounds against Oakland (2/11/22) ... Led RMU with 15 points and seven rebounds against Detroit Mercy (2/9/22) and also tallied an assist and two steals ... Posted his second consecutive double-double and sixth of the year in a 66-49 triumph @ IUPUI (2/5/22) with 17 points and 11 rebounds ... Notched his fifth double-double of the 2021-22 campaign with 23 points and 13 boards to lead RMU @ UIC (2/3/22) ... Also added four assists, three steals and a block against the Flames



#11 • F • Jaron Williams • 6-6 • 210 • Senior • Rock Hill, S.C.

Scored seven points against Detroit Mercy (2/9/22) ... Grabbed two rebounds and dished out an assist in a 73-68 victory @ Youngstown State (2/13/22) ... Notched nine points, four rebounds and two assists against Oakland (2/11/22) ... Tallied eight points, four rebounds and three assists in a 66-49 victory @ IUPUI (2/5/22) ... Compiled five points, four rebounds and three assists @ UIC (2/3/22) ... Finished with two points, four rebounds and three assists in a 62-60 win over Green Bay (1/29/22) ... Scored four points, grabbed three rebounds and added three assists and two steals in a 77-53 triumph over Milwaukee (1/27/22) ... Scored 11 points and grabbed six boards @ Cleveland State (1/23/22)



#1 • G • Michael Green III • 5-11 • 150 • Junior • Bronx, N.Y.

Finished with 14 points, five assists, three rebounds and a steal in a 73-68 win @ Youngstown State (2/13/22) ... Posted four points and five assists against Oakland (2/11/22) ... Tallied 10 points and six assists against Detroit Mercy (2/9/22) ... In a 66-59 win @ IUPUI (2/5/22) contributed seven points, four rebounds and a pair of assists ... Scored 16 points @ UIC (2/3/22) ... Paced the Colonials with a season-high 21 points and added four assists and two steals in a 62-60 triumph over Green Bay (1/29/22) ... Finished with 13 points, four rebounds and two assists in a 77-53 win over Milwaukee (1/27/22) ... Compiled 13 points, four assists and two steals @ Cleveland State (1/23/22)



#5 • G • Enoch Cheeks • 6-3 • 190 • Sophomore • Providence, R.I.

Tallied six points, three assists, a steal and a block in a 73-68 triumph @ Youngstown State (2/13/22) ... Finished with seven points, four rebounds and a pair of assists against Oakland (2/11/22) ... Compiled five points, five rebounds and four assists against Detroit Mercy (2/9/22) ... Scored 14 points, grabbed eight rebounds and rejected a pair of shots in a 66-49 triumph @ IUPUI (2/5/22) ... Scored 12 points, grabbed six rebounds and tallied three assists and two blocks @ UIC (2/3/22) ... Notched his third double-double of the year with 11 points and 10 rebounds in a 62-60 victory over Green Bay (1/29/22) ... Compiled seven points, eight rebounds, three assists and two steals in a 77-53 victory over Milwaukee (1/27/22)

Quick Hits (Off the Bench) ...

#0 - G - Kam Farris • 6-3 • 165 • Sophomore • Burlington, Vt. ... In a 73-68 victory @ Youngstown State (2/13/22) finished with 10 points and two assists ... Tallied six points, two rebounds and two assists against Oakland (2/11/22) ... Contributed 11 points against Detroit Mercy (2/9/22) ... Scored three points and dished out an assist in a 66-49 win @ IUPUI (2/5/22) ... Returned to lineup after missing four games @ UIC (2/3/22) and did not score ... In a 74-64 triumph over Northern Kentucky (1/15/22) scored 13 points and grabbed three rebounds ... Led RMU with 20 points and added three rebounds and two assists against Wright State (1/13/22) ... **#35 - F - Justin Winston • 6-8 • 220 • Junior • West Orange, N.J.** ... Has not played the last three games ... Compiled eight points, four rebounds and an assist in a 66-49 victory @ IUPUI (2/5/22) ... Contributed a season-high 19 points @ UIC (2/3/22) ... Finished with two points and five boards in a 62-60 win over Green Bay (1/29/22) ... In a 77-53 triumph over Milwaukee (1/27/22) recorded eight points and five rebounds ... Scored seven points and grabbed three rebounds @ Cleveland State (1/23/22) ... Compiled 11 points, four rebounds, an assist and two steals @ Purdue Fort Wayne (1/21/22) ... Posted four points, two rebounds and three blocks in a 74-64 triumph over Northern Kentucky (1/15/22) ... Scored five points against Wright State (1/13/22) ... **#23 - F - Brandon Stone • 6-11 • 200 • Junior • Alverton, Pa.** ... Scored five points, grabbed three rebounds and notched a steal in a 73-68 win @ Youngstown State (2/13/22) ... Tied a career high with 17 points to pace the Colonials against Oakland (2/11/22) and also notched eight boards and a block ... Tallied six points, four rebounds, an assist, two steals and a block against Detroit Mercy (2/9/22) ... In a 66-49 win @ IUPUI (2/5/22) did not score by posted two rebounds and two blocks ... Did not play @ UIC (2/3/22) ... Finished with 11 points, seven rebounds and a pair of blocks in a 62-60 victory over Green Bay (1/29/22) ... Posted six points, six rebounds and two blocks in a 77-53 win over Milwaukee (1/27/22) ... **#12 - G - Chase Cook • 5-10 • 170 • Sophomore • Washington, D.C.** ... Grabbed two rebounds in a 73-68 triumph @ Youngstown State (2/13/22) ... Dished out two assists and recorded a steal against Oakland (2/11/22) ... Scored two points against Detroit Mercy (2/9/22) ... Did not score in a 66-59 triumph @ IUPUI (2/5/22) ... Notched an assist and a rebound @ UIC (2/3/22)

RMU vs. IUPUI

Series Record	RMU leads, 1-0
At Home	0-0
On The Road	1-0
First Meeting	RMU, 66-49 (2/5/22)
Last Meeting	RMU, 66-49 (2/5/22)
Last RMU Win	RMU, 66-49 (2/5/22)
Current Streak	W1
Toole vs. IUPUI	1-0

The All-Time Series

Date	Venue	Result	+/-
2/5/22	Away	W, 66-49	+ 17
2/17/22	Home		

Statistical Comparison

Category	IUPUI	RMU
Record	2-22	7-19
Streak	L5	W1
Last 5 Games	0-5	2-3
Points Per Game	51.7	69.5
Points Allowed Per Game	67.3	74.0
Scoring Margin	- 15.6	- 4.5
Field Goal Percentage	.375	.458
Three-Point FG Percentage	.276	.347
Free-Throw Percentage	.667	.767
Opponent FG Percentage	.434	.453
Opponent Three-Point FG Percentage	.356	.360
Opponent Free-Throw Percentage	.752	.724
Rebound Average	31.9	33.4
Rebound Margin	+ 1.2	- 0.1

Series Notes

- RMU and IUPUI meet for the **second** time on the hardwood Thursday at the UPMC Events Center. The Jaguars were the final Horizon League foe the Colonials played after joining the league in 2020.

- In the first meeting between the two programs earlier this month at the Indiana Farmers Coliseum (2/5/22), the Colonials earned a 66-49 triumph over IUPUI. It marked the first Horizon League road win of the year for the Colonials.

- RMU used a 12-2 run to open the second half to grab a 40-29 advantage en route to the win. Senior forward **Kahliel Spear** and sophomore guard **Enoch Cheeks** combined for 31 points and 19 rebounds, with Spear notching 17 points and 11 rebounds.

- IUPUI is the last of five opponents RMU is playing for the first time during the 2021-22 season. The list also included non-conference games against UCF, Davidson and Lancaster Bible as well as the first meeting in program history against Green Bay. The Colonials and Phoenix split their season series, with each team winning on its home court.

- The 2021-22 season is the first for head coach Matt Crenshaw (IUPUI '04) of the Jaguars. He was named to the position April of 2021. Crenshaw is the program's all-time leader for career assists (510) and as a senior was named the 2004 Mid-Con Defensive Player of the Year.

Just The Digits

Games leading RMU in scoring (w/ties)...

Player	18-19	19-20	20-21	21-22	Career
Kahliel Spear	--	--	3	11	14
Rasheem Dunn	--	--	--	6	6
Kam Farris	--	--	0	3	3
Michael Green III	--	--	--	3	3
Brandon Stone	--	--	--	2	2
Enoch Cheeks	--	--	--	1	1
Matt Mayers	--	--	--	1	1

Games leading RMU in rebounding (w/ties)...

Player	18-19	19-20	20-21	21-22	Career
Kahliel Spear	--	--	6	18	24
Enoch Cheeks	--	--	0	6	6
Matt Mayers	--	--	--	4	4
Brandon Stone	--	--	--	1	1

Games leading RMU in assists (w/ties)...

Player	18-19	19-20	20-21	21-22	Career
Michael Green III	--	--	--	13	13
Rasheem Dunn	--	--	--	10	10
Kahliel Spear	--	--	1	5	6
Enoch Cheeks	--	--	0	4	4
Kam Farris	--	--	0	3	3
Jaron Williams	--	--	--	3	3

Games leading RMU in steals (w/ties)...

Player	18-19	19-20	20-21	21-22	Career
Kahliel Spear	--	--	8	8	16
Michael Green III	--	--	--	9	9
Enoch Cheeks	--	--	0	9	9
Jaron Williams	--	--	--	7	7
Rasheem Dunn	--	--	--	4	4
Justin Winston	--	--	--	3	3
Matt Mayers	--	--	--	3	3
Brandon Stone	--	--	--	2	2
Tristian Jeffries	--	--	--	2	2
Kam Farris	--	--	2	0	2
Ferron Flavors, Jr.	--	--	--	1	1
Chase Cook	--	--	--	1	1

Dunks (65 in 2021-22) ...

Player	18-19	19-20	20-21	21-22	Career
Kahliel Spear	--	--	13	42	55
Matt Mayers	--	--	--	7	7
Enoch Cheeks	--	--	0	6	6
Brandon Stone	--	--	--	5	5
Rasheem Dunn	--	--	--	2	2
Justin Winston	--	--	--	2	2
Jaron Williams	--	--	--	1	1

Charges Taken (5 in 2021-22) ...

Player	18-19	19-20	20-21	21-22	Career
Kahliel Spear	--	--	5	0	5
Enoch Cheeks	--	--	1	3	4
Kam Farris	--	--	2	0	2
Michael Green III	--	--	--	1	1
Chase Cook	--	--	--	1	1

Consecutive Games ...

Player	18-19	19-20	20-21	21-22	Career
Kahliel Spear	--	--	18	26	44
Enoch Cheeks	--	--	7	26	33
Matt Mayers	--	--	--	26	26

Consecutive Starts ...

Player	18-19	19-20	20-21	21-22	Career
Kahliel Spear	--	--	5	26	31
Enoch Cheeks	--	--	0	26	26

Miscellaneous Statistics

Double-Figure Scoring Games (80 in 2021-22) ...

Player	18-19	19-20	20-21	21-22	Career
Kahliel Spear	--	--	10	21	31
Enoch Cheeks	--	--	3	13	16
Kam Farris	--	--	6	10	16
Michael Green III	--	--	--	13	13
Rasheem Dunn	--	--	--	8	8
Justin Winston	--	--	--	7	7
Jaron Williams	--	--	--	5	5
Matt Mayers	--	--	--	4	4
Brandon Stone	--	--	--	3	3

RMU's Record When (Player) scores in double figures ...

Player	18-19	19-20	20-21	21-22	Total (Pct.)
Kahliel Spear	--	--	2-8	5-16	7-24 (.226)
Enoch Cheeks	--	--	2-1	4-9	6-10 (.375)
Kam Farris	--	--	1-5	3-7	4-12 (.250)
Michael Green III	--	--	--	4-9	4-9 (.308)
Rasheem Dunn	--	--	--	2-6	2-6 (.250)
Justin Winston	--	--	--	1-6	1-6 (.143)
Jaron Williams	--	--	--	0-5	0-5 (.000)
Matt Mayers	--	--	--	2-2	2-2 (.500)
Brandon Stone	--	--	--	1-2	1-2 (.333)

40-Point Scoring Games (0 in 2021-22) ...

None
Last vs. Mount Aloysius (11/14/18) by Josh Williams (49 points)

RMU's Record When (Player) scores 40+ Points ...

None
Last vs. Mount Aloysius (11/14/18) by Josh Williams (49 points)

30-Point Scoring Games (0 in 2021-22) ...

None
Last vs. Cornell (3/19/19) by Josh Williams (36 points)

RMU's Record When (Player) scores 30+ Points ...

None
Last vs. Cornell (3/19/19) by Josh Williams (36 points)

20-Point Scoring Games (12 in 2021-22) ...

Player	18-19	19-20	20-21	21-22	Career
Kahliel Spear	--	--	1	7	8
Kam Farris	--	--	0	2	2
Michael Green III	--	--	--	2	2
Rasheem Dunn	--	--	--	1	1

Last @ Youngstown State (2/13/22) by Kahliel Spear (27 points)

RMU's Record When (Player) scores 20+ Points ...

Player	18-19	19-20	20-21	21-22	Total (Pct.)
Kahliel Spear	--	--	0-1	3-4	3-5 (.375)
Kam Farris	--	--	0-0	1-1	1-1 (.500)
Michael Green III	--	--	0-0	1-1	1-1 (.500)
Rasheem Dunn	--	--	--	1-0	1-0 (1.000)

Last @ Youngstown State (2/13/22) by Kahliel Spear (27 points)

Double-Figure Rebounding Games (13 in 2021-22) ...

Player	18-19	19-20	20-21	21-22	Career
Kahliel Spear	--	--	1	8	9
Enoch Cheeks	--	--	--	3	3
Matt Mayers	--	--	--	2	2

Last vs. Oakland (2/11/22) by Kahliel Spear (11 rebounds)

RMU's Record When (Player) grabs 10+ rebounds ...

Player	18-19	19-20	20-21	21-22	Total (Pct.)
Kahliel Spear	--	--	1-0	3-5	4-5 (.444)
Enoch Cheeks	--	--	--	1-2	1-2 (.333)
Matt Mayers	--	--	--	2-0	2-0 (1.000)

Last vs. Oakland (2/11/22) by Kahliel Spear (11 rebounds)

Double-Doubles (11 in 2021-22) ...

Player	18-19	19-20	20-21	21-22	Career
Kahliel Spear	--	--	1	7	8
Enoch Cheeks	--	--	0	3	3
Rasheem Dunn	--	--	--	1	1
Matt Mayers	--	--	--	1	1

Last vs. Oakland (2/11/22) by Kahliel Spear (14 pts, 11 reb)

RMU's Record When (Player) records a double-double ...

Player	18-19	19-20	20-21	21-22	Total (Pct.)
Kahliel Spear	--	--	1-0	3-4	4-4 (.500)
Enoch Cheeks	--	--	0-0	1-2	1-2 (.333)
Rasheem Dunn	--	--	--	1-0	1-0 (1.000)
Mat Mayers	--	--	--	1-0	1-0 (1.000)

Last vs. Oakland (2/11/22) by Kahliel Spear (14 pts, 11 reb)

Triple-Doubles (0 in 2021-22) ...

None
Last @ CCSU (2/14/08) by Tony Lee (12 pts, 10 reb, 10 assists)

RMU's Record When (Player) records a triple-double ...

None
Last @ CCSU (2/14/08) by Tony Lee (12 pts, 10 reb, 10 assists)

10 + Assist Games (1 in 2021-22) ...

Player	18-19	19-20	20-21	21-22	Career
Rasheem Dunn	--	--	--	1	1

Last vs. Lancaster Bible (12/8/21) by Rasheem Dunn (10 assists)

RMU's Record When (Player) dishes out 10+ assists ...

Player	18-19	19-20	20-21	21-22	Total (Pct.)
Rasheem Dunn	--	--	--	1-0	1-0 (1.000)

Last vs. Lancaster Bible (12/8/21) by Rasheem Dunn (10 assists)

5+ Steal Games (1 in 2021-22) ...

Player	18-19	19-20	20-21	21-22	Career
Enoch Cheeks	--	--	1	0	1
Michael Green III	--	--	--	1	1

Last @ Bowling Green (12/19/21) by Michael Green III (five steals)

RMU's Record When (Player) posts 5+ steals ...

Player	18-19	19-20	20-21	21-22	Total (Pct.)
Enoch Cheeks	--	--	0-1	0-0	0-1 (.000)
Michael Green III	--	--	--	0-1	0-1 (.000)

Last @ Bowling Green (12/19/21) by Michael Green III (five steals)

5+ Three-Pointers in a Game (1 in 2021-22) ...

Player	18-19	19-20	20-21	21-22	Career
Kam Farris	--	--	1	1	2

Last vs. Lancaster Bible (12/8/21) by Kam Farris (7-for-10)

RMU's Record When (Player) hits 5+ three-pointers in a game ...

Player	18-19	19-20	20-21	21-22	Total (Pct.)
Kam Farris	--	--	1-0	1-0	2-0 (1.000)

Last vs. Lancaster Bible (12/8/21) by Kam Farris (7-for-10)

The Last Time it Happened (Individual) ...

AN RMU PLAYER SCORED 40+ POINTS (span of 111 games overall)

Home - 49 by **Josh Williams** in a 104-57 win vs. Mount Aloysius, 11/14/18 (span of 52 games)

Road - 42 by **Maurice Carter** in a 99-85 loss @ Eastern Michigan, 11/26/02 (span of 335 games)

AN RMU PLAYER SCORED 30+ POINTS (span of 80 games overall)

Home - 36 by **Josh Williams** in a 98-89 OT win over Cornell, 3/19/19 (span of 37 games)

Road - 34 by **Josh Williams** in a 97-94 double overtime loss @ Fairleigh Dickinson, 2/2/19 (span of 47 games)

Neutral - 35 by Gene Nabors in an 80-61 win over Mount St. Mary's, 3/4/00 (span of 24 games) #

TWO RMU PLAYERS RECORDED A DOUBLE-DOUBLE (span of 18 games overall)

Home - By **Kahliel Spear** (17 points, 10 rebounds) and **Rasheem Dunn** (10 points, 10 assists) in a 99-51 win over Lancaster Bible (12/8/21) (span of 10 games)

Road - By **Malik Petteway** (13 points, 14 rebounds) and **Dachon Burke** (11 points, 10 rebounds) in a 66-59 win @ Duquesne, 11/19/17 (span of 76 games)

Neutral - By **Ricky Cannon** (24 pts, 10 reb) and **Joe Falletta** (12 pts, 12 reb) in a 105-86 victory over Texas A&M in Huntington, W. Va., 11/30/90 (span of 33 games) +

THREE RMU PLAYERS SCORED 20+ POINTS (span of 80 games overall)

Home - By **Josh Williams** (36), **Matty McConnell** (27) and **Jon Williams** (20) in a 98-89 overtime win over Cornell, 3/19/19 (span of 37 games) %

Road - By **A.J. Jackson** (28), **Tony Lee** (23) and **Derek Coleman** (20) in a 94-75 victory @ Saint Francis U, 1/23/07 (span of 266 games)

Neutral - By **Scott Shepherd** (24), **Ricky Cannon** (21) and **Andre Boyd** (20) in a 105-86 victory over Texas A&M in Huntington, W. Va., 11/30/90 (span of 33 games) +

SIX RMU PLAYERS SCORED IN DOUBLE FIGURES (span of 72 games overall)

Home - By **Josh Williams** (21), **AJ Bramah** (16), **Yannis Mendy** (15), **Charles Bain** (14), **Jalen Hawkins** (13) and **Sayveon McEwen** (13) in a 102-62 win over Geneva 11/27/19 (span of 34 games)

Road - By **Jeremy Chappell** (21), **Jimmy Langhurst** (21), **Tony Lee** (19), **A.J. Jackson** (13), **Bateko Francisco** (12) and **Dallas Green** (11) in a 111-107 overtime loss @ Seton Hall, 11/18/07 (span of 262 games)

Neutral - By **Scott Shepherd** (24), **Ricky Cannon** (21), **Andre Boyd** (20), **Joe Falletta** (12), **Magdi Billal** (12) and **Wade Timmerman** (10) in a 105-86 victory over Texas A&M in Huntington, W. Va., 11/30/90 (span of 33 games) +

AN RMU PLAYER HIT 7+ THREE-POINTERS (span of 18 games overall)

Home - By **Kam Farris** (7-for-10) in a 99-51 win over Lancaster Bible, 12/8/21 (span of 10 games)

Road - By **Josh Williams** (7-for-15) in a 97-94 double overtime loss @ Fairleigh Dickinson, 2/2/19 (span of 47 games)

Neutral - By **Gene Nabors** (7-for-10) in a 72-52 victory against Saint Francis U, 3/3/00 (span of 25 games) #

MISCELLANEOUS INDIVIDUAL

An RMU player finished with 20 or more rebounds: By **AJ Bramah** (20) in a 67-55 win over Sacred Heart, 1/20/20 (span of 60 games overall; tied RMU single-game record)

An RMU player finished with 15 or more rebounds: By **Kahliel Spear** (15) in an 88-82 double overtime win over Oakland, 2/12/21 (span of 29 games overall)

An RMU player had 10 or more assists: By **Rasheem Dunn** (10) in a 99-51 win over Lancaster Bible, 12/8/21 (span of 18 games overall)

An RMU player had five or more steals: By **Michael Green III** (5) in a 100-72 loss @ Bowling Green, 12/19/21 (span of 16 games overall)

Three RMU players with 10+ rebounds: By **Steve Pettyjohn** (11), **Gene Nabors** (10) & **Matt Smith** (10) in a 73-58 win over Mount St. Mary's, 1/29/00 (span of 702 games)

Two RMU players with 10+ rebounds: By **Matt Mayers** (12) and **Kahliel Spear** (10) in a 99-51 win over Lancaster Bible, 12/8/21 (span of 18 games overall)

+ Marshall Memorial Classic (Huntington, W. Va.); # NEC Tournament; % CIT

Top Performances

INDIVIDUAL (2021-22)

Points

27	Farris vs. Lancaster Bible	12/8/21
27	Spear @ Youngstown State *	2/13/22
25	Spear vs. Milwaukee *	1/27/22
24	Spear vs. Cleveland State *	1/7/22
23	Spear @ UIC *	2/3/22
22	Spear @ Ohio	11/15/21
21	Dunn @ Milwaukee *	12/4/21
21	Dunn @ Saint Francis U	12/22/21
21	Spear vs. Northern Kentucky *	1/15/22
21	Green III vs. Green Bay *	1/29/22

Rebounds

13	Spear @ UIC *	2/3/22
12	Mayers vs. Lancaster Bible	12/8/21
11	Spear vs. Mount St. Mary's	11/19/21
11	Spear vs. FGCU	12/11/21
11	Mayers @ Saint Francis U	12/22/21
11	Spear vs. Northern Kentucky *	1/15/22
11	Spear @ Cleveland State *	1/23/22
11	Spear @ IUPUI *	2/5/22

Assists

10	Dunn vs. Lancaster Bible	12/8/21
7	Dunn vs. FGCU	12/11/21

Steals

5	Green III @ Bowling Green	12/19/21
4	Spear @ Green Bay *	12/2/21
4	Williams @ Purdue Fort Wayne *	1/21/22

Blocks

3	Spear vs. Lancaster Bible	12/8/21
3	Mayers @ Oakland *	12/30/21
3	Spear vs. Youngstown State *	1/5/22

Field Goals

11	Spear vs. Milwaukee *	1/27/22
10	Farris vs. Lancaster Bible	12/8/21
10	Spear vs. Cleveland State *	1/7/22
10	Spear @ Youngstown State *	2/13/22

Three-Point Field Goals

7	Farris vs. Lancaster Bible	12/8/21
4	Farris @ Milwaukee *	12/4/21
4	Farris vs. Wright State *	1/13/22

TEAM (2021-22)

Scoring

99	vs. Lancaster Bible (99-51)	12/8/21
77	vs. Cleveland State (77-78) *	1/7/22
77	vs. Milwaukee (77-53) *	1/27/22

Scoring Defense

49	@ Green Bay (66-49) *	2/5/22
51	vs. Lancaster Bible (99-51)	12/8/21
53	vs. Milwaukee (77-53) *	1/27/22

Field Goal Percentage

.661	vs. Lancaster Bible (37-for-56)	12/8/21
.547	vs. Cleveland State (29-for-53) *	1/7/22
.531	@ Youngstown State (26-for-49) *	2/13/22

Field Goal Percentage Defense

.277	vs. Lancaster Bible (18-for-65)	12/8/21
.305	@ Green Bay (18-for-59) *	2/5/22
.339	vs. Youngstown State (19-for-56) *	1/5/22

* Horizon League game

NCAA Tournament: 1982, 1983, 1989, 1990, 1992, 2009, 2010, 2015, 2020 • NIT: 2008, 2013, 2014 • CIT: 2012, 2019

The Last Time it Happened (Team) ...

TEAM

Won in Overtime
Won in Double Overtime
Lost in Overtime
Lost in Double Overtime
Won by 30+ points (32)
Won by 40+ points (48)
Lost by 30+ points (30)
Lost by 40+ points (40)
Scored 100+ points (102)
Allowed 100+ points (100)
Both teams scored 100 points
Scored 90+ points (99)
Allowed 90+ points (92)
Scored > 50 points (49)
Allowed > 50 points (49)
Shot 60% from the field (60.0)
Opponent shot 60% (63.6)
Shot > 30% (29.8)
Opp. shot > 30% (27.7)
Made 10+ 3-point FG's (12)
Made 15+ 3-point FG's (15)
Att. 25+ 3-point FG's (25)
Made 30+ free throws (31)
50+ rebounds (52)
25+ assists (26)
10+ steals (13)
15+ steals (15)
Blocked 5+ shots (5)
Forced 25+ turnovers (26)
Committed 25+ turnovers (29)

Bold: Occurred during 2021-22 season

98-89 vs. Cornell (3/19/19) %
 88-82 vs. Oakland (2/12/21)
70-74 vs. Mount St. Mary's (11/19/21)
 94-97 @ Fairleigh Dickinson (2/2/19)
 94-62 vs. Wagner (1/11/20)
99-51 vs. Lancaster Bible (12/8/21)
 56-86 @ Wright State (1/30/21)
60-100 @ Kentucky (11/12/21)
 W, 102-88 @ Purdue Fort Wayne (12/26/20)
74-100 @ Bowling Green (12/19/21)
 L, 107-111 @ Seton Hall (11/18/07) (OT)
99-51 vs. Lancaster Bible (12/8/21)
 L, 57-92 @ Notre Dame (11/9/19)
 L, 49-53 vs. Merrimack (1/18/20)
W, 66-49 @ IUPUI (2/5/22)
W, 99-51 vs. Lancaster Bible (12/8/21)
L, 62-88 @ Purdue Fort Wayne (1/21/22)
 L, 42-67 vs. Mount St. Mary's (2/1/18)
W, 99-51 vs. Lancaster Bible (12/8/21)
W, 99-51 vs. Lancaster Bible (12/8/21)
 W, 94-62 vs. Wagner (1/11/20)
 W, 88-82 vs. Oakland (2/12/21) (2 OT)
 W, 74-64 @ Central Connecticut (2/18/17)
W, 77-53 vs. Milwaukee (1/27/22)
W, 99-51 vs. Lancaster Bible (12/8/21)
L, 62-88 @ Purdue Fort Wayne (1/21/22)
 L, 71-85 @ Marshall (12/20/20)
W, 73-68 @ Youngstown State (2/13/22)
L, 60-64 vs. Youngstown State (1/5/22)
 L, 50-69 @ Rider (12/15/18)

% CollegeInsider.com Postseason Tournament

The RMU Ring of Honor

The RMU Ring of Honor was created to honor the very best of the program in its Division I history. In order to be eligible, a former student-athlete who played basketball with the Colonials must meet at least four of the following five criteria ...

- RMU Athletic Hall of Fame member
- RMU career statistical leader in any category (min. 5 years)
- Named conference player of the year at least once
- Earned all-conference first team honors at least once
- Member of conference regular season or tournament championship team that advanced to postseason tournament

The first member to join the RMU Ring of Honor was Chipper Harris, who played guard for the Colonials from 1980 to 1984 and had his banner raised in the rafters at the Charles L. Sewall Center Saturday, Feb. 15, 2014.

A 1995 inductee into the RMU Athletic Hall of Fame and a native of New Kensington, Pa., Harris served as the program's all-time leading scorer from the conclusion of his career in 1984 until 1994 with 1,940 points and currently ranks second all-time. Harris averaged 16.4 points per game over his career, shooting 51.4 percent (821-for-1,598) from the field and 78.9 percent (300-for-380) at the free-throw line. He is RMU's all-time leader in career steals with 450.

In a surprise ceremony Saturday, Jan. 21, 2017, at the Sewall Center, former guard Myron Walker (1990-94) joined the RMU Ring of Honor. The program's all-time leading scorer with 1,965 points, Walker concluded his career by averaging 18.7 points per game, also a school mark. A 1999 inductee into the RMU Athletic Hall of Fame and a native of Aliquippa, Pa., Walker scored at least 20 points in a game 47 times, the most in school history.

2021-22 Roster

No.	Player	Pos.	Ht.	Wt.	Yr.	Hometown / High School (Previous School)
0	Kam Farris *	G	6-3	165	So.	Burlington, Vt. / Rice Memorial
1	Michael Green III	G	5-11	150	Jr.	Bronx, N.Y. / Mount St. Michael Academy (Bryant)
2	Kahliel Spear *	F	6-7	220	Jr.	The Colony, Texas / The Colony (Bucknell)
5	Enoch Cheeks *	G	6-3	190	So.	Providence, R.I. / Putnam Science Academy
11	Jaron Williams	F	6-6	210	Sr.	Rock Hill, S.C. / York Preparatory Academy (UT Martin)
12	Chase Cook *	G	5-10	170	So.	Washington, D.C. / Calvin Coolidge
13	Tristian Jeffries	G	6-6	185	Fr.	Jersey City, N.J. / St. Thomas Aquinas
21	Matt Mayers	F	6-8	210	Jr.	Hastings-On-Hudson, N.Y. / Monsignor Scanlan (Hutchinson C.C.)
23	Brandon Stone	F	6-11	200	Jr.	Alverton, Pa. / Chris School (N.C.) (La Salle)
35	Justin Winston	F	6-8	220	Jr.	West Orange, N.J. / Immaculate Conception (St. Bonaventure)

* letters earned

Head Coach: Andrew Toole (12th year @ RMU; 12th year overall; Penn '03)

Note: Toole is in his 15th year overall @ RMU, serving as assistant coach in 2007-08 and spending two years as associate head coach (2008-10)

Associate Head Coach: Mike Iuzzolino (fifth year @ RMU; Saint Francis U '91)

Assistant Coaches:

Vince "Chico" Johnson (second year @ RMU; St. Thomas Aquinas '10)

Dave Fedor (fourth year @ RMU; Rutgers '12)

Director of Basketball Operations: Jimmy Langhurst (fourth year @ RMU; Robert Morris '10)

Video Coordinator: Matthew Sweet (third year @ RMU; Dayton '17)

Statistical Trends

In 2021-22 RMU is ...

At home	4-8
On the road	3-11
Neutral Site	0-0
Overtime	0-0
Day Games	2-5
Night Games	5-14
Home Horizon League	3-6
Away Horizon League	2-6
Games decided by 1 point	0-1
Games decided by 2-5 points	2-5
Games decided by 6-9 points	1-2
Games decided by 10 points or more	4-11
When outrebounding opponent	6-6
When outrebounded by opponent	1-12
When rebounds equal	0-1
When leading at the half	5-4
When trailing at the half	2-14
When tied at the half	0-1
When playing teams w/ winning record ...	2-11
When playing teams w/ losing record	5-7
When playing teams w/ .500 record	0-0
When outshooting opponent	3-6
When outshot by opponent	4-12
When tied in shooting w/ opponent	0-1
When team has 30+ rebounds	6-9
When team has 40+ rebounds	3-2
When team has 50+ rebounds	1-0
When team shoots below 40%	0-3
When team shoots 40% or above	6-16
When team shoots 50% or above	3-4
When RMU makes 5+ 3-pt FG	6-15
When RMU makes 10+ 3-pt FG	1-1
When an RMU player scores 20+	6-7
When an RMU player scores 30+	0-0
When an RMU player scores 40+	0-0
When an RMU player has 10+ rebounds	5-7
When an RMU player has 10+ assists	1-0
When an RMU player has 5+ steals	0-0
FROM THE FIELD	
When scoring 80+ pts	1-0
When scoring 70-79 pts	4-9
When scoring 60-69 pts	2-8
When scoring below 60 pts	0-2
When opponents score under 60 pts	3-0
When opponents score 60-69 pts	4-2
When opponents score 70-79 pts	0-10
When opponents score 80+ pts	0-7
STREAKS	
Coming off a win	1-5
Coming off a loss	6-13
Longest winning streak	NA
Longest losing streak (7; 11/10/21 to 12/4/21)	
Current Streak	W1
DAYS OF THE WEEK	
Monday	0-1
Tuesday	0-0
Wednesday	2-4
Thursday	1-3
Friday	0-4
Saturday	3-3
Sunday	1-3

1,000-Point Club

A total of 26 student-athletes have eclipsed the 1,000-point plateau at RMU ...

Name (Hometown)	Points	Seasons	Years
1. Myron Walker (Aliquippa, Pa.)	1,965	4	1990-94
2. Chipper Harris (New Kensington, Pa.)	1,940	4	1980-84
3. Jeremy Chappell (Cincinnati, Ohio)	1,875	4	2005-09
4. Lucky Jones (Newark, N.J.)	1,632	4	2011-15
5. Chaz McCrommon (Pittsburgh, Pa.)	1,623	4	2000-05
6. Velton Jones (Philadelphia, Pa.)	1,588	4	2008-13
7. Maurice Carter (Richmond, Va.)	1,506	4	2001-05
8. Forest Grant (Beaver Falls, Pa.)	1,494	4	1980-84
9. Tony Lee (Boston, Mass.)	1,489	4	2004-08
10. Josh Williams (Akron, Ohio)	1,456	4	2015-20
11. A.J. Jackson (Monessen, Pa.)	1,455	4	2003-08
12. Gene Nabors (Beckley, W. Va.)	1,328	4	1995-00
13. Keith Jones (Youngstown, Ohio)	1,277	4	1995-99
14. Aaron Thomas (Middlebury, Ind.)	1,256	4	2000-04
15. Vaughn Luton (Coraopolis, Pa.)	1,230	5	1984-89
16. Tom Underman (Elyria, Ohio)	1,210	4	1981-85
17. Russell Johnson (Chester, Pa.)	1,208	4	2008-13
18. Andre Boyd (Baltimore, Md.)	1,204	4	1987-91
19. Matty McConnell (Oakdale, Pa.)	1,156	4	2015-19
20. Ricky Cannon (Pittsburgh, Pa.)	1,125	4	1987-92
21. Karvel Anderson (Elkhart, Ind.)	1,123	2	2012-14
22. Rodney Pryor (Evanston, Ill.)	1,068	2	2014-16
23. Joe Falletta (Pittsburgh, Pa.)	1,054	4	1988-92
24. Derek Coleman (Dorchester, Mass.)	1,042	4	2003-07
25. Tom Parks (Belle Vernon, Pa.)	1,027	4	1978-83
26. Wesley Fluellen (Cleveland, Ohio)	1,000	4	1997-00

Chronological Order

Name	Date	Opponent	Time (Half)	Result
1. Chipper Harris	12/22/82	@ Wake Forest	---	L, 69-100
2. Forest Grant	2/21/83	Baltimore	---	W, 96-82
3. Tom Parks	3/12/83	LIU Brooklyn #	8:59 (1st)	W, 79-67
4. Tom Underman	1/14/84	@ Army	---	L, 77-83
5. Vaughn Luton	1/26/89	@ Fairleigh Dickinson	7:05 (2nd)	W, 83-75
6. Andre Boyd	1/10/91	Fairleigh Dickinson	16:17 (2nd)	W, 76-66
7. Ricky Cannon	2/11/92	Canisius	16:41 (1st)	W, 91-76
8. Joe Falletta	2/11/92	Canisius	7:30 (2nd)	W, 91-76
9. Myron Walker	12/5/92	Ohio	15:33 (2nd)	W, 72-70
10. Keith Jones	12/22/98	@ West Virginia	12:59 (2nd)	L, 67-82
11. Gene Nabors	1/17/00	@ Mount St. Mary's	2:46 (2nd)	L, 69-74
12. Wesley Fluellen	3/1/02	vs. UMBC #	4:40 (1st)	L, 76-85
13. Aaron Thomas	1/10/04	LIU Brooklyn	11:48 (1st)	W, 79-57
14. Maurice Carter	2/2/04	@ LIU Brooklyn	15:20 (1st)	L, 76-89
15. Chaz McCrommon	2/7/04	Wagner	4:19 (2nd)	W, 75-68
16. Derek Coleman	2/24/07	@ Quinnipiac	2:00 (1st)	L, 75-81
17. Tony Lee	2/24/07	@ Quinnipiac	14:13 (2nd)	L, 75-81
18. A.J. Jackson	11/14/07	@ Navy	12:50 (2nd)	W, 93-77
19. Jeremy Chappell	12/30/07	Lafayette	1:48 (2nd)	W, 88-76
20. Velton Jones	1/21/12	@ Monmouth	11:56 (1st)	W, 81-73 (OT)
21. Russell Johnson	1/24/13	@ Saint Francis U	2:31 (1st)	W, 84-70
22. Lucky Jones	2/1/14	Central Connecticut	12:07 (1st)	L, 70-71
23. Karvel Anderson	3/1/14	@ Wagner	18:11 (1st)	L, 48-59
24. Rodney Pryor	2/18/16	LIU Brooklyn	0:37 (2nd)	W, 74-67
25. Matty McConnell	1/31/19	Saint Francis U	10:47 (2nd)	L, 73-76
26. Josh Williams	11/7/19	@ Marshall	18:51 (2nd)	L, 60-67

Notes: # designates Northeast Conference (NEC) Tournament ... A total of **five** Colonials (Josh Williams, Jackson, Nabors, Luton, Cannon) eclipsed 1,000 career points at RMU after transferring from another institution ... Nabors, Anderson, Pryor and former junior college guard Don Mackey (1963-65) are the only student-athletes in school history to score 1,000 points in just two seasons in a RMU uniform ... Mackey scored 1,034 points as a junior college guard before transferring to Gannon University.

The RMU Record Book

Single Game

Points	No.	Opponent (Date)
1. Josh Williams	49	Mount Aloysius (11/14/18)
2. Maurice Carter	42	@ Eastern Michigan (11/26/02)
3. Aaron Thomas	39	@ UMKC (11/22/02)
A.J. Jackson	39	Quinnipiac (2/12/06)
5. Gene Nabors	38	vs. Saint Francis U (3/3/00) #
Velton Jones	38	@ James Madison (11/12/11)
Karvel Anderson	38	@ St. John's (3/18/14) \$
8. Mike Morton	36	Towson State (1/9/80)
Karvel Anderson	36	@ Sacred Heart (1/9/14)
Josh Williams	36	Cornell (3/19/19) %
11. Tom Underman	35	@ Bucknell (12/1/84)
Myron Walker	35	@ UMBC (12/4/93)
Gene Nabors	35	vs. Mount St. Mary's (3/4/00) #
Maurice Carter	35	Sacred Heart (2/5/04)
Velton Jones	35	@ Monmouth (1/21/12)
Rodney Pryor	35	Oakland (12/5/15)

Rebounds	No.	Opponent (Date)
1. Mike Morton	20	Baltimore (1/12/80)
AJ Bramah	20	Sacred Heart (1/20/20)
2. Anthony Dickens	18	St. Francis Brooklyn (2/10/90)
3. Earl Cureton	17	@ UW-Milwaukee (2/26/77)
Vaughn Luton	17	Loyola (Md.) (2/1/89)
Vaughn Luton	17	Monmouth (2/18/89)

Assists	No.	Opponent (Date)
1. Robert Roache	12	LIU Brooklyn (1/19/85)
Mike Brunson	12	@ Marist (2/6/85)
Wade Timmerman	12	Canisius (2/11/92)
Wade Timmerman	12	Saint Francis U (2/15/92)
Ricky Richburg	12	Sacred Heart (12/20/00)
Tony Lee	12	@ Seton Hall (11/18/07)

Steals	No.	Opponent (Date)
1. Chipper Harris	12	Marist (1/20/83)
2. Chipper Harris	10	@ St. Francis Brooklyn (1/22/83)
3. Forest Grant	9	@ Wagner (2/14/83)
4. Tony Lee	8	Duquesne (12/2/06)
5. Gene Nabors	7	vs. Saint Francis U (3/3/00) #
Kavon Stewart	7	Bryant (3/7/15) #

Field Goals	No.	Opponent (Date)
1. Maurice Carter	16	@ Eastern Michigan (11/26/02)
Josh Williams	16	Mount Aloysius (11/14/18)
3. Vaughn Luton	15	@ Monmouth (2/20/88)
Chipper Harris	15	vs. VCU (12/18/82)
Karvel Anderson	15	@ St. John's (3/18/14) \$

3-Point Field Goals	No.	Opponent (Date)
1. Josh Williams	15	Mount Aloysius (11/14/18)
2. Scott Shepherd	9	@ Wagner (1/12/89)
Gene Nabors	9	@ Monmouth (2/5/00)
Karvel Anderson	9	@ St. John's (3/18/14) \$
5. Kevin Covert	8	Brown (12/28/98)
Scott Shepherd	8	LIU Brooklyn (2/8/90)
Dan Alcorn	8	LIU Brooklyn (2/3/97)
Karon Abraham	8	Youngstown State (12/11/10)
Coron Williams	8	Monmouth (3/1/12) #
Karvel Anderson	8	Ohio (12/1/12)
Coron Williams	8	@ Fairleigh Dickinson (1/10/13)
Karvel Anderson	8	UT Arlington (11/21/13)

Single Season

Points	No.
1. Karvel Anderson (2013-14)	710
2. Myron Walker (1991-92)	614
3. Velton Jones (2011-12)	591
4. Jeremy Chappell (2008-09)	585
5. Gene Nabors (1999-2000)	572
6. Myron Walker (1993-94)	563
7. Dachon Burke (2017-18)	562
8. Chipper Harris (1983-84)	553
9. Rodney Pryor (2014-15)	546
10. Chipper Harris (1982-83)	540

Rebounds	No.
1. Earl Cureton (1976-77)	274
2. Anthony Dickens (1989-90)	271
3. AJ Bramah (2019-20)	269
4. A.J. Jackson (2005-06)	259
5. Lucky Jones (2013-14)	246
6. Anthony Dickens (1985-86)	237
7. Mike Morton (1979-80)	234
8. Koby Thomas (2017-18)	227
9. Tony Lee (2007-08)	225
10. Tom Underman (1984-85)	221
Jeremy Chappell (2008-09)	221

Assists	No.
1. Tony Lee (2007-08)	217
2. Wade Timmerman (1991-92)	204
3. Forest Grant (1981-82)	189
4. Javier Smith (1997-98)	173
5. Velton Jones (2011-12)	167
6. Velton Jones (2012-13)	158
7. Kavon Stewart (2014-15)	156
8. Dante Treacy (2019-20)	153
9. Forest Grant (1982-83)	152
Derek Coleman (2006-07)	152

Field Goals	No.
1. Karvel Anderson (2013-14)	248
2. Chipper Harris (1983-84)	233
3. Chipper Harris (1981-82)	232
Myron Walker (1991-92)	232
5. Chipper Harris (1982-83)	226
6. Vaughn Luton (1988-89)	215
7. Jeremy Chappell (2008-09)	213
8. Dachon Burke (2017-18)	210
9. Myron Walker (1993-94)	205
10. Rodney Pryor (2014-15)	201

Three-Point Field Goals	No.
1. Karvel Anderson (2013-14)	119
2. Josh Williams (2019-20)	106
3. Josh Williams (2018-19)	103
4. Scott Shepherd (1988-89)	93
5. Coron Williams (2011-12)	87
6. Karon Abraham (2009-10)	85
7. Maurice Carter (2002-03)	84
Jeremy Chappell (2008-09)	84
9. Karvel Anderson (2012-13)	82
10. Rodney Pryor (2014-15)	81

Career

Rebounds	No.
1. Lucky Jones (2011-15)	846
2. Anthony Dickens (1985-90)	751
Tony Lee (2004-08)	751
4. Russell Johnson (2008-13)	746
5. A.J. Jackson (2003-08)	685
6. Jeremy Chappell (2005-09)	681
7. Keith Jones (1995-99)	642
8. Skip Koskoski (1979-84)	608
9. Myron Walker (1990-94)	603
10. Aaron Thomas (2000-04)	584

Assists	No.
1. Forest Grant (1980-84)	555
2. Velton Jones (2008-13)	551
3. Kavon Stewart (2013-17)	503
4. Jon Williams (2017-21)	493
5. Tony Lee (2004-08)	487
6. Wade Timmerman (1988-92)	484
7. Javier Smith (1994-98)	459
8. Anthony Myers-Pate (2010-14)	449
9. Derek Coleman (2003-07)	440
10. Chipper Harris (1980-84)	436

Steals	No.
1. Chipper Harris (1980-84)	450
2. Forest Grant (1980-84)	332
3. Tony Lee (2004-08)	275
4. Jeremy Chappell (2005-09)	266
5. Gene Nabors (1995-2000)	244
6. Matty McConnell (2015-19)	241
7. Velton Jones (2008-13)	220
8. Kavon Stewart (2013-17)	200
9. Mark McCloud (1983-87)	187
10. Lucky Jones (2011-15)	171

Field Goals	No.
1. Chipper Harris (1980-84)	821
2. Myron Walker (1990-94)	741
3. Jeremy Chappell (2005-09)	710
4. Chaz McCrommon (2000-05)	627
5. Forest Grant (1980-84)	620
6. Tony Lee (2004-08)	555
7. A.J. Jackson (2003-08)	535
8. Lucky Jones (2011-15)	494
9. Keith Jones (1995-99)	489
10. Maurice Carter (2001-05)	470

Three-Point Field Goals	No.
1. Jeremy Chappell (2005-09)	243
2. Aaron Thomas (2000-04)	218
3. Maurice Carter (2001-05)	217
4. Bubba Donnelly (1991-95)	215
5. Coron Williams (2009-13)	210
6. Josh Williams (2015-20)	209
Jon Williams (2017-21)	209
8. Scott Shepherd (1988-91)	207
9. Derek Coleman (2003-07)	203
10. Matty McConnell (2015-19)	202

NEC Tournament; \$ NIT; % CIT

RMU Historical Tidbits

In The Beginning - RMU was the first institution to jump directly from the junior college ranks to NCAA Division I. RMU played basketball at the junior college level for **13** seasons from 1963 to 1976, posting a record of **287-58 (.832)** under head coach Gus Krop. Krop led the Colonials to a record of 30-1 (.968) in 1968-69 in its sixth season as a junior college program, with its only loss a 79-76 setback to Paducah (Ky.) in the national title game. In his time leading RMU, Krop coached nine All-Americans and also recruited Earl Cureton, a native of Detroit, Mich., who played one season with the Colonials when it was a junior college program (1975-76) as well as the first season of Division I basketball in 1976-77.

The Entire History - The 2021-22 campaign marks the 59th season of intercollegiate basketball at RMU. The Colonials compiled an overall record of **287-58 (.832)** in 13 years as a junior college program from 1963 to 1976 and since moving to Division I with the 1976-77 campaign have posted an overall record of **660-703 (.484)**. Combined, RMU posted a record of 816-610 (.572) over its first 50 years as an intercollegiate program from 1963 to 2013. In honor of 50 years of intercollegiate basketball, Robert Morris enshrined the 1981-82 Colonials, the first squad to qualify for the NCAA Tournament, into the RMU Athletic Hall of Fame Feb. 15, 2014.

The First Superstar - Don Mackey (1963-65) was the only player in junior college history to score over **1,000** points in his two seasons with the program. A native of Homestead, Pa., Mackey finished his two years with the Colonials by scoring 1,034 points, and his 43 points in a 125-111 win over Walsh Jan. 30, 1965, stood for over 53 years as the most points scored in a game by a player in an RMU uniform. He went on to finish his collegiate career at Gannon University and was inducted into the RMU Athletic Hall of Fame Oct. 9, 2010. Mackey is one of nine junior college players in the RMU Athletic Hall of Fame.

The Twirl - Arguably the best basketball player in school history, in his one season at the NCAA Division I level in an RMU uniform **Earl "The Twirl" Cureton (1975-77)** averaged 17.2 points and 10.5 rebounds per game in 1976-77. Cureton still owns RMU single-season records for rebounds (**274**) and rebounding average and was the first player in the program's Division I history to average a double-double. He transferred to the University of Detroit Mercy to continue his career and was drafted by the Philadelphia 76ers in the third round of the 1979 NBA Draft. He went on to play 12 seasons in the NBA, earning a pair of championship rings, one with the 76ers in 1983 and the other with the Houston Rockets in 1994.

Charter Member - RMU played independently as a Division I program for five seasons before becoming a charter member of the ECAC Metro Conference in 1981, which changed its name to the Northeast Conference (NEC) in 1988. The Colonials won nine NEC Tournament titles and automatic bids to the NCAA Tournament, the most in league history, from 1981 to 2020. In July of 2020, RMU joined the Horizon League in 10 of its 16 intercollegiate programs.

Dynamic Duo - Led by guards **Chipper Harris (1980-84)** and **Forest "Bay" Grant (1980-84)**, RMU claimed the first two ECAC Metro Conference Tournament championships in 1981 and 1982. In four seasons, Harris and Grant combined for career totals of **3,434** points, **869** rebounds, **991** assists and **782** steals. Harris scored 1,940 points and owns the RMU career record for steals (450), while Grant is the program's all-time leader in assists (555) and scored 1,494 points. The pair helped the ECAC Metro Conference garner its first victory in the NCAA Tournament, as the Colonials upended Georgia Southern, 64-54, in a play-in game at the University of Dayton in Dayton, Ohio, in the 1983 NCAA Tournament.


Walk On The Ocean - Former guard **Myron Walker (1990-94)** continued RMU's lineage of stellar guards when he arrived on the scene in the fall of 1990 and was a key part of a 1991-92 squad that claimed the program's fifth NEC Tournament championship and berth in the NCAA Tournament. In his second year with the program, Walker scored 614 points en route to being named the 1992 NEC Player of the Year, the first sophomore in league history to earn the honor. Walker went on to become the program's all-time leading scorer with **1,965** points and also owns the single-season record (**20.1** ppg as a senior in 1993-94) and career (**18.7** ppg) records for scoring average.

Keep On Rockin In The Free World ... RMU opened play in the Kentucky Classic Nov. 12 against the Wildcats at Rupp Arena, one of **16** arenas that the Colonials have played in that has also featured a concert by Pearl Jam since the band's formation in 1990. Also included is the Times Union Center (Albany, N.Y.), John Paul Jones Arena (Charlottesville, Va.), PPG Paints Arena (Pittsburgh, Pa.), the Pan American Center (Las Cruces, N.M.), Time Warner Cable Arena (Charlotte, N.C.), The L.A. Sports Arena (Los Angeles, Calif.), the Verizon Center (Washington, D.C.), the FedExForum (Memphis, Tenn.), the Palace at Auburn Hills (Detroit, Mich.), the Prudential Center (Newark, N.J.), Savage Arena (Toledo, Ohio), the Wolstein Center (Cleveland, Ohio), the Bryce Jordan Center (State College, Pa.) and A.J. Palumbo Center (Pittsburgh, Pa.).

Who Was Robert Morris?

Robert Morris, Jr. (January 20, 1734 – May 8, 1806) was a Liverpool-born American merchant and signer of the Declaration of Independence, the Articles of Confederation and the United States Constitution. He was elected to the Pennsylvania Assembly, was chosen as a delegate to the Second Continental Congress, where he served as chairman of the "Secret Committee of Trade," and as a member of the Committee of Correspondence. From 1781 to 1784, he served as the Superintendent of Finance, managing the economy of the fledgling United States. As the central civilian in the government, Morris was, next to General George Washington, "the most powerful man in America." His successful administration led to the sobriquet, "Financier of the Revolution." A look at his legacy:

- A portrait of Morris appeared on U.S. \$1000 notes from 1862 to 1863
- Morris and Roger Sherman were the only two people to sign all three significant founding documents of the United States, the Declaration of Independence, the Articles of Confederation, and the U.S. Constitution.
- The dollar sign ("\$\$") was in common use among private merchants during the middle of the 18th century. It referred to the two columns draped with scrolls on the Spanish milled dollar, which predated the U.S. Dollar. Morris was the first to use that symbol in official documents.



NCAA Tournament: 1982, 1983, 1989, 1990, 1992, 2009, 2010, 2015, 2020 • NIT: 2008, 2013, 2014 • CIT: 2012, 2019



Official Basketball Box Score - Final
Robert Morris at Youngstown St.
 02/13/22 Beeghly Center, Youngstown
 2021-22 Men's Basketball

Game Time: 12:00 PM
 Game Duration: 1:48
 Attendance: 1,241

Officials: Brandon Cruz, Bill Ek, John Floyd

Robert Morris - 73

Record: 7-19 (5-12)

NO.	Name		Min	FG M-A	3P M-A	FT M-A	Rebounds			Fouls		TP	AS	TO	ST	Blocks		+/-
							OR	DR	TOT	PF	FD					BS	BA	
2	Kahlil Spear	F	37:36	10-11	3-3	4-5	2	5	7	1	4	27	0	3	0	2	0	4
11	Jaron Williams	F	27:04	0-2	0-0	0-0	1	1	2	1	1	0	1	3	0	0	0	0
21	Matt Mayers	F	27:56	5-6	0-0	1-1	2	5	7	1	2	11	0	1	0	1	0	12
1	Michael Green III	G	36:18	5-13	1-2	3-4	1	2	3	1	3	14	5	1	1	0	0	10
5	Enoch Cheeks	G	21:51	2-5	0-1	2-2	0	1	1	4	2	6	3	2	1	1	1	6
0	Kam Farris		31:05	2-7	2-4	4-5	0	1	1	1	4	10	2	1	0	1	0	4
23	Brandon Stone		14:28	2-3	1-1	0-0	0	3	3	2	1	5	0	2	1	0	0	-6
12	Chase Cook		03:42	0-2	0-0	0-0	0	2	2	0	0	0	0	0	0	0	0	-5
Team							0	1	1			0		0				
Totals				26-49	7-11	14-17	6	21	27	11	17	73	11	13	3	5	1	5

Shooting By Period			
1 st	FG%	9-22	40.9%
	3PT%	4-8	50.0%
	FT%	6-6	100%
2 nd	FG%	17-27	63.0%
	3PT%	3-3	100.0%
	FT%	8-11	72.7%
GM	FG%	26-49	53.1%
	3PT%	7-11	63.6%
	FT%	14-17	82.4%

Dead Ball Rebounds: 1, 0

Technical Fouls::NONE

Youngstown St. - 68

Record: 16-11 (10-7)

NO.	Name		Min	FG M-A	3P M-A	FT M-A	Rebounds			Fouls		TP	AS	TO	ST	Blocks		+/-
							OR	DR	TOT	PF	FD					BS	BA	
25	Will Dunn	F	14:22	1-2	0-1	1-1	2	1	3	1	1	3	1	0	1	0	0	0
31	Michael Akuchie	F	32:35	5-9	0-2	1-1	3	8	11	0	3	11	3	2	1	1	0	1
2	Tevin Olison	G	30:15	4-13	2-7	2-2	1	0	1	0	1	12	2	1	0	0	1	-7
5	Dwayne Cohill	G	30:23	8-13	1-2	1-2	0	1	1	4	1	18	1	1	1	0	1	2
22	Shemar Rathan-Mayes	G	17:52	1-2	1-1	0-0	0	0	0	2	3	3	1	3	0	0	0	-3
13	Owen Long		09:23	1-2	1-1	0-0	1	1	2	0	0	3	0	1	0	0	1	4
15	Myles Hunter		22:50	6-12	2-4	0-0	1	1	2	5	0	14	2	0	0	0	1	-7
10	Luke Chicone		14:31	1-2	0-0	0-0	0	0	0	1	1	2	2	1	0	0	0	-2
11	Daniel Ogoro		11:49	0-1	0-1	0-0	0	1	1	0	1	0	1	0	0	0	0	-11
24	Chris Shelton		12:02	1-5	0-3	0-0	1	3	4	2	0	2	2	0	1	0	1	0
1	Jamir Thomas		03:58	0-1	0-0	0-0	1	0	1	2	0	0	0	0	0	0	0	-2
Team							4	1	5			0		1				
Totals				28-62	7-22	5-6	14	17	31	17	11	68	15	10	4	1	5	-5

Shooting By Period			
1 st	FG%	15-31	48.4%
	3PT%	1-6	16.7%
	FT%	2-3	66.7%
2 nd	FG%	13-31	41.9%
	3PT%	6-16	37.5%
	FT%	3-3	100%
GM	FG%	28-62	45.2%
	3PT%	7-22	31.8%
	FT%	5-6	83.3%

Dead Ball Rebounds: 0, 2

Technical Fouls::NONE

	RMU	YSU
Biggest lead	5 (1 st 16:29)	10 (2 nd 7:01)
Best Scoring Run	12 (2 nd 3:16)	10 (1 st 13:06)
Lead Changes	8	
Times Tied	5	
Time with Lead	05:58	30:55

Points from	RMU	YSU
Turnovers	14	15
Paint	34	36
Second Chance	16	14
Fast Breaks	4	2
Bench	15	21

Period by Period Scoring			
	1st	2nd	TOT
RMU	28	45	73
YSU	33	35	68



2021-22 Robert Morris Men's Basketball Combined Team Statistics All games

Page 1/1
as of Feb 14, 2022

Game Records

Record	Overall	Home	Away	Neutral
ALL GAMES	7-19	4-8	3-11	0-0
CONFERENCE	5-12	3-6	2-6	0-0
NON-CONFERENCE	2-7	1-2	1-5	0-0

Score by Periods

Team	1st	2nd	OT	TOT
Robert Morris	850	950	7	1807
Opponents	901	1011	11	1923

Team Box Score

No.	Player				Total		3-Point		F-Throw		Rebounds													
		GP-GS	MIN	AVG	FG-FGA	FG%	3FG-3FGA	3FG%	FT-FTA	FT%	OFF	DEF	TOT	AVG	PF	DQ	A	TO	BLK	STL	PTS	AVG		
2	SPEAR, Kahliel	26-26	830:56	32.0	152-274	.555	6-25	.240	64-88	.727	55	147	202	7.8	55	0	44	50	31	24	374	14.4		
3	DUNN, Rasheem	12-12	391:18	32.6	50-128	.391	8-26	.308	45-61	.738	10	34	44	3.7	18	0	49	39	1	15	153	12.8		
1	GREEN III, Michael	23-18	696:25	30.3	87-220	.395	32-101	.317	43-54	.796	8	46	54	2.3	55	0	74	46	1	27	249	10.8		
0	FARRIS, Kam	18-11	471:34	26.2	59-133	.444	40-93	.430	15-20	.750	1	28	29	1.6	27	0	28	25	4	4	173	9.6		
5	CHEEKS, Enoch	26-26	793:33	30.5	79-173	.457	24-59	.407	46-57	.807	38	104	142	5.5	67	2	62	57	17	28	228	8.8		
35	WINSTON, Justin	21-9	435:24	20.7	71-152	.467	17-53	.321	23-26	.885	7	56	63	3.0	44	1	16	39	10	13	182	8.7		
11	WILLIAMS, Jaron	22-11	595:47	27.1	57-144	.396	14-58	.241	25-36	.694	17	50	67	3.0	38	0	30	36	5	16	153	7.0		
23	STONE, Brandon	17-0	245:47	14.5	37-79	.468	10-22	.455	15-16	.938	19	35	54	3.2	29	0	7	24	12	7	99	5.8		
21	MAYERS, Matt	26-17	457:58	17.6	56-87	.644	4-7	.571	26-35	.743	37	76	113	4.3	26	0	13	23	15	10	142	5.5		
31	FLAVORS JR., Ferron	4-0	65:20	16.3	6-21	.286	5-14	.357	0-0	.000	0	5	5	1.3	7	0	3	2	0	3	17	4.3		
4	ACUNZO, Mattia	3-0	23:26	7.8	3-9	.333	1-4	.250	0-0	.000	1	2	3	1.0	2	0	0	1	0	0	7	2.3		
13	JEFFRIES, Tristian	9-0	99:50	11.1	5-20	.250	3-9	.333	5-8	.625	8	6	14	1.6	16	0	3	6	0	5	18	2.0		
12	COOK, Chase	19-0	117:43	6.2	4-15	.267	2-7	.286	2-2	1.000	0	9	9	0.5	19	0	10	15	0	3	12	0.6		
Team											32	37	69					13						
Total		26	5225		666-1455	.458	166-478	.347	309-403	.767	233	635	868	33.4	403	3	339	376	96	155	1807	69.5		
Opponents		26	5225		702-1549	.453	205-570	.360	314-434	.724	276	595	871	33.5	365	3	396	302	90	189	1923	74.0		

Team Statistics

	RM	OPP
Scoring	1807	1923
Points per game	69.5	74.0
Scoring margin	-4.5	-
Field goals-att	666-1455	702-1549
Field goal pct	.458	.453
3 point fg-att	166-478	205-570
3-point FG pct	.347	.360
3-pt FG made per game	6.4	7.9
Free throws-att	309-403	314-434
Free throw pct	.767	.724
F-Throws made per game	11.9	12.1
Rebounds	868	871
Rebounds per game	33.4	33.5
Rebounding margin	-0.1	-
Assists	339	396
Assists per game	13.0	15.2
Turnovers	376	302
Turnovers per game	14.5	11.6
Turnover margin	-2.8	-
Assist/turnover ratio	0.9	1.3
Steals	155	189
Steals per game	6.0	7.3
Blocks	96	90
Blocks per game	3.7	3.5
Winning streak	1	-
Home win streak	0	-
Attendance	9719	47664
Home games-Avg/Game	12-810	14-3405
Neutral site-Avg/Game	-	0-0

Team Results

Date	Opponent		Score	Att.
11/10/2021	at UCF	L	59-69	4869
11/12/2021	at Kentucky	L	60-100	18454
11/15/2021	at Ohio	L	71-85	6180
11/19/2021	Mount St. Mary's	Lot	70-74	1589
11/27/2021	at Davidson	L	70-88	2724
12/02/2021	at Green Bay	L	58-70	1989
12/04/2021	at Milwaukee	L	69-77	2243
12/08/2021	Lancaster Bible	W	99-51	717
12/11/2021	FGCU	L	74-85	1171
12/19/2021	at Bowling Green	L	74-100	1964
12/22/2021	at Saint Francis (PA)	W	75-67	224
12/30/2021	at Oakland	L	61-79	2059
01/05/2022	Youngstown St.	L	60-64	353
01/07/2022	Cleveland St.	L	77-78	542
01/09/2022	Purdue Fort Wayne	L	70-76	572
01/13/2022	Wright St.	L	73-75	743
01/15/2022	Northern Ky.	W	74-64	703
01/21/2022	at Purdue Fort Wayne	L	62-86	1716
01/23/2022	at Cleveland St.	L	68-75	1694
01/27/2022	Milwaukee	W	77-53	852
01/29/2022	Green Bay	W	62-60	902
02/03/2022	at UIC	L	75-80	1725
02/05/2022	at IUPUI	W	66-49	582
02/09/2022	Detroit Mercy	L	62-79	703
02/11/2022	Oakland	L	68-71	872
02/13/2022	at Youngstown St.	W	73-68	1241



**2021-22 Robert Morris Men's Basketball
Team Game-by-Game
All games**

Page 1/1
as of Feb 14, 2022

				Total		3-Pointers		Free throws		Rebounds										
Opponent	Date	Score		FG-FGA	PCT	3FG-3FGA	PCT	FT-FTA	PCT	OFF	DEF	TOT	AVG	PF	A	TO	BLK	STL	PTS	AVG
at UCF	11/10/2021	59-69	L	20-61	.328	4-23	.174	15-16	.938	17	27	44	44.0	14	11	16	4	4	59	59.0
at Kentucky	11/12/2021	60-100	L	23-61	.377	7-22	.318	7-8	.875	7	17	24	34.0	12	11	14	3	7	60	59.5
at Ohio	11/15/2021	71-85	L	27-55	.491	6-17	.353	11-15	.733	5	25	30	32.7	15	12	16	0	3	71	63.3
Mount St. Mary's	11/19/2021	70-74	Lot	26-64	.406	5-15	.333	13-24	.542	11	27	38	34.0	24	12	15	3	9	70	65.0
at Davidson	11/27/2021	70-88	L	27-56	.482	7-18	.389	9-14	.643	3	23	26	32.4	16	15	10	2	3	70	66.0
at Green Bay	12/02/2021	58-70	L	18-47	.383	7-13	.538	15-19	.789	5	23	28	31.7	10	10	12	1	6	58	64.7
at Milwaukee	12/04/2021	69-77	L	27-61	.443	10-22	.455	5-5	1.000	8	20	28	31.1	14	14	14	4	10	69	65.3
Lancaster Bible	12/08/2021	99-51	W	37-56	.661	12-20	.600	13-18	.722	10	37	47	33.1	9	26	17	5	10	99	69.5
FGCU	12/11/2021	74-85	L	29-58	.500	9-23	.391	7-11	.636	5	21	26	32.3	14	17	13	1	7	74	70.0
at Bowling Green	12/19/2021	74-100	L	26-53	.491	5-16	.313	17-21	.810	4	26	30	32.1	11	12	20	7	8	74	70.4
at Saint Francis (PA)	12/22/2021	75-67	W	29-60	.483	5-19	.263	12-15	.800	13	26	39	32.7	16	10	12	3	6	75	70.8
at Oakland	12/30/2021	61-79	L	25-62	.403	6-26	.231	5-8	.625	9	26	35	32.9	16	19	14	6	5	61	70.0
Youngstown St.	01/05/2022	60-64	L	23-57	.404	2-20	.100	12-13	.923	3	21	24	32.2	19	7	15	6	11	60	69.2
Cleveland St.	01/07/2022	77-78	L	29-53	.547	4-13	.308	15-20	.750	11	20	31	32.1	21	12	20	4	7	77	69.8
Purdue Fort Wayne	01/09/2022	70-76	L	25-49	.510	7-20	.350	13-17	.765	7	25	32	32.1	19	12	16	5	2	70	69.8
Wright St.	01/13/2022	73-75	L	30-59	.508	6-16	.375	7-10	.700	7	19	26	31.8	15	11	8	2	6	73	70.0
Northern Ky.	01/15/2022	74-64	W	27-52	.519	3-12	.250	17-18	.944	10	24	34	31.9	21	13	14	8	1	74	70.2
at Purdue Fort Wayne	01/21/2022	62-86	L	22-51	.431	4-16	.250	14-16	.875	10	18	28	31.7	8	11	21	0	13	62	69.8
at Cleveland St.	01/23/2022	68-75	L	22-55	.400	8-21	.381	16-22	.727	19	25	44	32.3	25	10	19	2	7	68	69.7
Milwaukee	01/27/2022	77-53	W	29-69	.420	7-22	.318	12-14	.857	16	36	52	33.3	17	16	11	4	5	77	70.1
Green Bay	01/29/2022	62-60	W	22-61	.361	7-20	.350	11-16	.688	17	26	43	33.8	24	10	13	6	5	62	69.7
at UIC	02/03/2022	75-80	L	28-59	.475	8-17	.471	11-14	.786	8	27	35	33.8	12	14	9	4	4	75	69.9
at IUPUI	02/05/2022	66-49	W	21-47	.447	7-18	.389	17-20	.850	8	29	37	34.0	14	11	12	6	2	66	69.7
Detroit Mercy	02/09/2022	62-79	L	23-49	.469	7-20	.350	9-12	.750	5	17	22	33.5	12	14	16	2	6	62	69.4
Oakland	02/11/2022	68-71	L	25-51	.490	6-18	.333	12-20	.600	9	29	38	33.6	14	18	16	3	5	68	69.4
at Youngstown St.	02/13/2022	73-68	W	26-49	.531	7-11	.636	14-17	.824	6	21	27	33.4	11	11	13	5	3	73	69.5
Total		1807		666-1455	.458	166-478	.347	309-403	.767	233	635	868	33.4	403	339	376	96	155	1807	69.5
Opponents		1923		702-1549	.453	205-570	.360	314-434	.724	276	595	871	33.5	365	396	302	90	189	1923	74.0

Robert Morris Averages

Games Played	Points/game	FG Pct	3FG Pct	FT Pct	Rebounds/game	Assists/game	Turnovers/game	Assist/Turnover ratio	Steals/game	Blocks/game
26	69.5	45.8	34.7	76.7	33.4	13.0	14.5	0.9	6.0	3.7



2021-22 Robert Morris Men's Basketball Opponents Game-by-Game All games

Page 1/1
as of Feb 14, 2022

				Total		3-Pointers		Free throws		Rebounds											
Opponent	Date	Score		FG-FGA	PCT	3FG-3FGA	PCT	FT-FTA	PCT	OFF	DEF	TOT	AVG	PF	A	TO	BLK	STL	PTS	AVG	
at UCF	11/10/2021	59-69	L	28-64	.438	6-24	.250	7-10	.700	10	24	34	34.0	15	11	9	8	9	69	69.0	
at Kentucky	11/12/2021	60-100	L	40-70	.571	12-23	.522	8-12	.667	14	29	43	38.5	8	24	10	10	8	100	84.5	
at Ohio	11/15/2021	71-85	L	32-69	.464	8-26	.308	13-14	.929	12	24	36	37.7	10	13	10	3	7	85	84.7	
Mount St. Mary's	11/19/2021	70-74	Lot	23-58	.397	4-14	.286	24-34	.706	12	32	44	39.3	21	8	18	7	8	74	82.0	
at Davidson	11/27/2021	70-88	L	35-63	.556	8-21	.381	10-14	.714	7	29	36	38.6	10	21	7	2	5	88	83.2	
at Green Bay	12/02/2021	58-70	L	28-56	.500	5-18	.278	9-11	.818	6	25	31	37.3	13	20	10	4	6	70	81.0	
at Milwaukee	12/04/2021	69-77	L	26-55	.473	14-25	.560	11-15	.733	10	25	35	37.0	8	22	14	10	7	77	80.4	
Lancaster Bible	12/08/2021	99-51	W	18-65	.277	10-38	.263	5-6	.833	11	11	22	35.1	13	14	15	1	11	51	76.8	
FGCU	12/11/2021	74-85	L	31-64	.484	14-35	.400	9-13	.692	13	27	40	35.7	14	23	13	4	8	85	77.7	
at Bowling Green	12/19/2021	74-100	L	39-76	.513	12-25	.480	10-13	.769	14	25	39	36.0	18	16	11	3	15	100	79.9	
at Saint Francis (PA)	12/22/2021	75-67	W	22-57	.386	9-20	.450	14-21	.667	12	20	32	35.6	13	16	10	2	4	67	78.7	
at Oakland	12/30/2021	61-79	L	30-62	.484	8-23	.348	11-16	.688	10	30	40	36.0	12	20	11	3	10	79	78.8	
Youngstown St.	01/05/2022	60-64	L	19-56	.339	10-25	.400	16-20	.800	18	31	49	37.0	17	10	26	1	5	64	77.6	
Cleveland St.	01/07/2022	77-78	L	23-49	.469	6-16	.375	26-31	.839	8	16	24	36.1	18	14	14	7	6	78	77.6	
Purdue Fort Wayne	01/09/2022	70-76	L	26-55	.473	7-24	.292	17-24	.708	7	18	25	35.3	14	16	8	1	9	76	77.5	
Wright St.	01/13/2022	73-75	L	27-53	.509	6-16	.375	15-17	.882	7	23	30	35.0	10	14	11	3	2	75	77.4	
Northern Ky.	01/15/2022	74-64	W	21-58	.362	4-23	.174	18-26	.692	17	15	32	34.8	17	9	11	0	7	64	76.6	
at Purdue Fort Wayne	01/21/2022	62-86	L	35-55	.636	15-24	.625	1-3	.333	4	20	24	34.2	16	22	17	4	12	86	77.1	
at Cleveland St.	01/23/2022	68-75	L	23-51	.451	6-19	.316	23-37	.622	11	16	27	33.8	22	12	9	4	9	75	77.0	
Milwaukee	01/27/2022	77-53	W	22-64	.344	1-12	.083	8-15	.533	11	25	36	34.0	11	9	10	1	4	53	75.8	
Green Bay	01/29/2022	62-60	W	20-47	.426	1-10	.100	19-28	.679	5	25	30	33.8	15	4	11	1	2	60	75.0	
at UIC	02/03/2022	75-80	L	30-64	.469	10-25	.400	10-14	.714	11	24	35	33.8	11	17	7	5	5	80	75.3	
at IUPUI	02/05/2022	66-49	W	18-59	.305	4-14	.286	9-12	.750	14	20	34	33.8	15	14	10	4	7	49	74.1	
Detroit Mercy	02/09/2022	62-79	L	29-57	.509	13-31	.419	8-9	.889	12	23	35	33.9	15	16	15	0	9	79	74.3	
Oakland	02/11/2022	68-71	L	29-60	.483	5-17	.294	8-13	.615	6	21	27	33.6	12	16	5	1	10	71	74.2	
at Youngstown St.	02/13/2022	73-68	W	28-62	.452	7-22	.318	5-6	.833	14	17	31	33.5	17	15	10	1	4	68	74.0	
Total		1923		702-1549	.453	205-570	.360	314-434	.724	276	595	871	33.5	365	396	302	90	189	1923	74.0	
Robert Morris		1807		666-1455	.458	166-478	.347	309-403	.767	233	635	868	33.4	403	339	376	96	155	1807	69.5	

Opponents Averages

Games Played	Points/game	FG Pct	3FG Pct	FT Pct	Rebounds/game	Assists/game	Turnovers/game	Assist/Turnover ratio	Steals/game	Blocks/game
26	74.0	45.3	36.0	72.4	33.5	15.2	11.6	1.3	7.3	3.5



2021-22 Robert Morris Men's Basketball
Team Overall Conference
All games

Page 1/1
as of Feb 14, 2022

Summary

Player	Overall Statistics										Conference Statistics									
	GP-GS	MIN/G	FG%	3FG%	FT%	R/G	A/G	STL	BLK	PTS/G	GP-GS	MIN/G	FG%	3FG%	FT%	R/G	A/G	STL	BLK	PTS/G
SPEAR, Kahlief	26-26	32.0	.555	.240	.727	7.8	1.7	24	31	14.4	17-17	33.5	.591	.333	.727	7.8	1.7	19	20	15.2
DUNN, Rasheem	12-12	32.6	.391	.308	.738	3.7	4.1	15	1	12.8	3-3	34.4	.400	.286	.929	4.7	4.3	5	0	17.7
GREEN III, Michael	23-18	30.3	.395	.317	.796	2.3	3.2	27	1	10.8	15-14	31.5	.388	.324	.800	2.1	3.5	14	1	11.7
FARRIS, Kam	18-11	26.2	.444	.430	.750	1.6	1.6	4	4	9.6	13-7	26.6	.400	.397	.750	1.9	1.8	2	3	8.9
CHEEKS, Enoch	26-26	30.5	.457	.407	.807	5.5	2.4	28	17	8.8	17-17	32.2	.463	.341	.838	5.6	2.4	20	14	9.2
WINSTON, Justin	21-9	20.7	.467	.321	.885	3.0	0.8	13	10	8.7	12-2	18.4	.470	.429	.909	2.9	0.8	5	5	8.3
WILLIAMS, Jaron	22-11	27.1	.396	.241	.694	3.0	1.4	16	5	7.0	16-10	27.1	.333	.231	.719	2.9	1.3	13	5	6.1
STONE, Brandon	17-0	14.5	.468	.455	.938	3.2	0.4	7	12	5.8	15-0	15.3	.451	.471	.938	3.3	0.4	6	10	5.8
MAYERS, Matt	26-17	17.6	.644	.571	.743	4.3	0.5	10	15	5.5	17-15	17.4	.600	.500	.714	4.0	0.5	8	10	4.9
FLAVORS JR., Ferron	4-0	16.3	.286	.357	.000	1.3	0.8	3	0	4.3	0-0	0.0	.000	.000	.000	0.0	0.0	0	0	0.0
ACUNZO, Mattia	3-0	7.8	.333	.250	.000	1.0	0.0	0	0	2.3	0-0	0.0	.000	.000	.000	0.0	0.0	0	0	0.0
JEFFRIES, Tristian	9-0	11.1	.250	.333	.625	1.6	0.3	5	0	2.0	6-0	12.2	.214	.286	.625	1.7	0.3	3	0	2.2
COOK, Chase	19-0	6.2	.267	.286	1.000	0.5	0.5	3	0	0.6	16-0	6.9	.267	.286	1.000	0.6	0.6	3	0	0.8
Totals	26		.458	.347	.767	33.4	13.0	155	96	69.5	17		.453	.348	.785	33.2	12.5	98	68	67.9
Opponent	26		.453	.360	.724	33.5	15.2	189	90	74.0	17		.451	.355	.721	32.1	14.7	114	50	70.8

Scoring

Player	Overall Statistics										Conference Statistics									
	FG-FGA	FG%	3FG-3FGA	3FG%	FT-FTA	FT%	PTS	PTS/G			FG-FGA	FG%	3FG-3FGA	3FG%	FT-FTA	FT%	PTS	PTS/G		
SPEAR, Kahlief	152-274	.555	6-25	.240	64-88	.727	374	14.4			107-181	.591	5-15	.333	40-55	.727	259	15.2		
DUNN, Rasheem	50-128	.391	8-26	.308	45-61	.738	153	12.8			18-45	.400	4-14	.286	13-14	.929	53	17.7		
GREEN III, Michael	87-220	.395	32-101	.317	43-54	.796	249	10.8			59-152	.388	22-68	.324	36-45	.800	176	11.7		
FARRIS, Kam	59-133	.444	40-93	.430	15-20	.750	173	9.6			38-95	.400	25-63	.397	15-20	.750	116	8.9		
CHEEKS, Enoch	79-173	.457	24-59	.407	46-57	.807	228	8.8			56-121	.463	14-41	.341	31-37	.838	157	9.2		
WINSTON, Justin	71-152	.467	17-53	.321	23-26	.885	182	8.7			39-83	.470	12-28	.429	10-11	.909	100	8.3		
WILLIAMS, Jaron	57-144	.396	14-58	.241	25-36	.694	153	7.0			33-99	.333	9-39	.231	23-32	.719	98	6.1		
STONE, Brandon	37-79	.468	10-22	.455	15-16	.938	99	5.8			32-71	.451	8-17	.471	15-16	.938	87	5.8		
MAYERS, Matt	56-87	.644	4-7	.571	26-35	.743	142	5.5			33-55	.600	3-6	.500	15-21	.714	84	4.9		
FLAVORS JR., Ferron	6-21	.286	5-14	.357	0-0	.000	17	4.3			0-0	.000	0-0	.000	0-0	.000	0	0.0		
ACUNZO, Mattia	3-9	.333	1-4	.250	0-0	.000	7	2.3			0-0	.000	0-0	.000	0-0	.000	0	0.0		
JEFFRIES, Tristian	5-20	.250	3-9	.333	5-8	.625	18	2.0			3-14	.214	2-7	.286	5-8	.625	13	2.2		
COOK, Chase	4-15	.267	2-7	.286	2-2	1.000	12	0.6			4-15	.267	2-7	.286	2-2	1.000	12	0.8		
Totals	666-1455	.458	166-478	.347	309-403	.767	1807	69.5			422-931	.453	106-305	.348	205-261	.785	1155	67.9		
Opponent	702-1549	.453	205-570	.360	314-434	.724	1923	74.0			434-963	.451	122-344	.355	214-297	.721	1204	70.8		

Totals

Player	Overall Statistics										Conference Statistics									
	O-REB	D-REB	TOTAL	PF	FO	A	TO	A/TO	HI	PTS	O-REB	D-REB	TOTAL	PF	FO	A	TO	A/TO	HI	PTS
SPEAR, Kahlief	55	147	202	55	0	44	50	0.9	27		41	91	132	32	0	29	38	0.8	27	
DUNN, Rasheem	10	34	44	18	0	49	39	1.3	21		2	12	14	4	0	13	7	1.9	21	
GREEN III, Michael	8	46	54	55	0	74	46	1.6	21		6	26	32	37	0	53	30	1.8	21	
FARRIS, Kam	1	28	29	27	0	28	25	1.1	27		1	24	25	22	0	23	15	1.5	20	
CHEEKS, Enoch	38	104	142	67	2	62	57	1.1	14		27	68	95	47	1	40	40	1.0	14	
WINSTON, Justin	7	56	63	44	1	16	39	0.4	19		4	31	35	24	0	9	18	0.5	19	
WILLIAMS, Jaron	17	50	67	38	0	30	36	0.8	19		12	35	47	28	0	21	23	0.9	12	
STONE, Brandon	19	35	54	29	0	7	24	0.3	17		18	32	50	27	0	6	23	0.3	17	
MAYERS, Matt	37	76	113	26	0	13	23	0.6	16		20	48	68	18	0	8	18	0.4	11	
FLAVORS JR., Ferron	0	5	5	7	0	3	2	1.5	6		0	0	0	0	0	0	0	0.0	0	
ACUNZO, Mattia	1	2	3	2	0	0	1	0.0	5		0	0	0	0	0	0	0	0.0	0	
JEFFRIES, Tristian	8	6	14	16	0	3	6	0.5	4		6	4	10	15	0	2	6	0.3	4	
COOK, Chase	0	9	9	19	0	10	15	0.7	5		0	9	9	18	0	9	13	0.7	5	
Totals	233	635	868	403	3	339	376	0.9	99		158	406	564	272	1	213	243	0.9	77	
Opponent	276	595	871	365	3	396	302	1.3	100		171	374	545	243	2	250	199	1.3	86	



2021-22 Robert Morris Men's Basketball Combined Team Statistics In Conference games

Page 1/1
as of Feb 14, 2022

Game Records

Record	Overall	Home	Away	Neutral
ALL GAMES	5-12	3-6	2-6	0-0
CONFERENCE	5-12	3-6	2-6	0-0
NON-CONFERENCE	0-0	0-0	0-0	0-0

Score by Periods

Team	1st	2nd	OT	TOT
Robert Morris	541	614	0	1155
Opponents	572	632	0	1204

Team Box Score

No.	Player				Total		3-Point		F-Throw		Rebounds													
		GP-GS	MIN	AVG	FG-FGA	FG%	3FG-3FGA	3FG%	FT-FTA	FT%	OFF	DEF	TOT	AVG	PF	DQ	A	TO	BLK	STL	PTS	AVG		
3	DUNN, Rasheem	3-3	103:15	34.4	18-45	.400	4-14	.286	13-14	.929	2	12	14	4.7	4	0	13	7	0	5	53	17.7		
2	SPEAR, Kahliei	17-17	568:59	33.5	107-181	.591	5-15	.333	40-55	.727	41	91	132	7.8	32	0	29	38	20	19	259	15.2		
1	GREEN III, Michael	15-14	472:10	31.5	59-152	.388	22-68	.324	36-45	.800	6	26	32	2.1	37	0	53	30	1	14	176	11.7		
5	CHEEKS, Enoch	17-17	546:49	32.2	56-121	.463	14-41	.341	31-37	.838	27	68	95	5.6	47	1	40	40	14	20	157	9.2		
0	FARRIS, Kam	13-7	345:35	26.6	38-95	.400	25-63	.397	15-20	.750	1	24	25	1.9	22	0	23	15	3	2	116	8.9		
35	WINSTON, Justin	12-2	220:47	18.4	39-83	.470	12-28	.429	10-11	.909	4	31	35	2.9	24	0	9	18	5	5	100	8.3		
11	WILLIAMS, Jaron	16-10	433:00	27.1	33-99	.333	9-39	.231	23-32	.719	12	35	47	2.9	28	0	21	23	5	13	98	6.1		
23	STONE, Brandon	15-0	229:21	15.3	32-71	.451	8-17	.471	15-16	.938	18	32	50	3.3	27	0	6	23	10	6	87	5.8		
21	MAYERS, Matt	17-15	296:06	17.4	33-55	.600	3-6	.500	15-21	.714	20	48	68	4.0	18	0	8	18	10	8	84	4.9		
13	JEFFRIES, Tristian	6-0	73:22	12.2	3-14	.214	2-7	.286	5-8	.625	6	4	10	1.7	15	0	2	6	0	3	13	2.2		
12	COOK, Chase	16-0	110:35	6.9	4-15	.267	2-7	.286	2-2	1.000	0	9	9	0.6	18	0	9	13	0	3	12	0.8		
Team											21	26	47				12							
Total		17	3400		422-931	.453	106-305	.348	205-261	.785	158	406	564	33.2	272	1	213	243	68	98	1155	67.9		
Opponents		17	3400		434-963	.451	122-344	.355	214-297	.721	171	374	545	32.1	243	2	250	199	50	114	1204	70.8		

Team Statistics

	RM	OPP
Scoring	1155	1204
Points per game	67.9	70.8
Scoring margin	-2.9	-
Field goals-att	422-931	434-963
Field goal pct	.453	.451
3 point fg-att	106-305	122-344
3-point FG pct	.348	.355
3-pt FG made per game	6.2	7.2
Free throws-att	205-261	214-297
Free throw pct	.785	.721
F-Throws made per game	12.1	12.6
Rebounds	564	545
Rebounds per game	33.2	32.1
Rebounding margin	+1.1	-
Assists	213	250
Assists per game	12.5	14.7
Turnovers	243	199
Turnovers per game	14.3	11.7
Turnover margin	-2.6	-
Assist/turnover ratio	0.9	1.3
Steals	98	114
Steals per game	5.8	6.7
Blocks	68	50
Blocks per game	4.0	2.9
Winning streak	1	-
Home win streak	0	-
Attendance	6242	13249
Home games-Avg/Game	9-694	8-1656
Neutral site-Avg/Game	-	0-0

Team Results

Date	Opponent		Score	Att.
12/02/2021	at Green Bay	L	58-70	1989
12/04/2021	at Milwaukee	L	69-77	2243
12/30/2021	at Oakland	L	61-79	2059
01/05/2022	Youngstown St.	L	60-64	353
01/07/2022	Cleveland St.	L	77-78	542
01/09/2022	Purdue Fort Wayne	L	70-76	572
01/13/2022	Wright St.	L	73-75	743
01/15/2022	Northern Ky.	W	74-64	703
01/21/2022	at Purdue Fort Wayne	L	62-86	1716
01/23/2022	at Cleveland St.	L	68-75	1694
01/27/2022	Milwaukee	W	77-53	852
01/29/2022	Green Bay	W	62-60	902
02/03/2022	at UIC	L	75-80	1725
02/05/2022	at IUPUI	W	66-49	582
02/09/2022	Detroit Mercy	L	62-79	703
02/11/2022	Oakland	L	68-71	872
02/13/2022	at Youngstown St.	W	73-68	1241



2021-22 Robert Morris Men's Basketball Combined Team Statistics Home games

Page 1/1
as of Feb 14, 2022

Game Records

Record	Overall	Home	Away	Neutral
ALL GAMES	4-8	4-8	0-0	0-0
CONFERENCE	3-6	3-6	0-0	0-0
NON-CONFERENCE	1-2	1-2	0-0	0-0

Score by Periods

Team	1st	2nd	OT	TOT
Robert Morris	415	444	7	866
Opponents	382	437	11	830

Team Box Score

No.	Player				Total		3-Point		F-Throw		Rebounds															
		GP-GS	MIN	AVG	FG-FGA	FG%	3FG-3FGA	3FG%	FT-FTA	FT%	OFF	DEF	TOT	AVG	PF	DQ	A	TO	BLK	STL	PTS	AVG				
2	SPEAR, Kahliel	12-12	390:58	32.6	82-123	.667	3-8	.375	31-47	.660	24	70	94	7.8	22	0	21	24	19	10	198	16.5				
3	DUNN, Rasheem	4-4	133:12	33.3	19-51	.373	3-11	.273	18-26	.692	3	10	13	3.3	6	0	21	15	0	9	59	14.8				
0	FARRIS, Kam	9-7	246:28	27.4	35-73	.479	21-51	.412	9-13	.692	1	15	16	1.8	13	0	15	11	1	2	100	11.1				
1	GREEN III, Michael	12-9	346:07	28.8	47-109	.431	17-51	.333	20-26	.769	2	20	22	1.8	35	0	41	22	0	11	131	10.9				
5	CHEEKS, Enoch	12-12	371:31	31.0	40-82	.488	13-32	.406	20-23	.870	17	52	69	5.8	35	1	31	29	8	16	113	9.4				
23	STONE, Brandon	9-0	159:46	17.8	23-52	.442	5-11	.455	13-14	.929	17	26	43	4.8	16	0	5	12	7	5	64	7.1				
35	WINSTON, Justin	9-3	165:51	18.4	27-62	.435	3-14	.214	5-6	.833	2	28	30	3.3	19	1	5	12	6	6	62	6.9				
11	WILLIAMS, Jaron	11-4	283:31	25.8	22-68	.324	5-25	.200	11-16	.688	12	17	29	2.6	25	0	14	13	4	8	60	5.5				
21	MAYERS, Matt	12-9	194:26	16.2	24-37	.649	1-4	.250	12-20	.600	15	37	52	4.3	17	0	5	15	4	4	61	5.1				
31	FLAVORS JR., Ferron	1-0	11:58	12.0	1-5	.200	1-3	.333	0-0	.000	0	1	1	1.0	1	0	0	1	0	0	3	3.0				
13	JEFFRIES, Tristian	3-0	46:48	15.6	2-7	.286	2-4	.500	0-0	.000	4	5	9	3.0	7	0	3	3	0	1	6	2.0				
12	COOK, Chase	9-0	74:23	8.3	3-9	.333	1-5	.200	2-2	1.000	0	4	4	0.4	13	0	7	11	0	2	9	1.0				
Team											14	17	31					6								
Total		12	2425		325-678	.479	75-219	.342	141-193	.731	111	302	413	34.4	209	2	168	174	49	74	866	72.2				
Opponents		12	2425		288-686	.420	81-261	.310	173-236	.733	127	267	394	32.8	177	2	153	157	27	81	830	69.2				

Team Statistics

	RM	OPP
Scoring	866	830
Points per game	72.2	69.2
Scoring margin	+3.0	-
Field goals-att	325-678	288-686
Field goal pct	.479	.420
3 point fg-att	75-219	81-261
3-point FG pct	.342	.310
3-pt FG made per game	6.3	6.8
Free throws-att	141-193	173-236
Free throw pct	.731	.733
F-Throws made per game	11.8	14.4
Rebounds	413	394
Rebounds per game	34.4	32.8
Rebounding margin	+1.6	-
Assists	168	153
Assists per game	14.0	12.8
Turnovers	174	157
Turnovers per game	14.5	13.1
Turnover margin	-1.4	-
Assist/turnover ratio	1.0	1.0
Steals	74	81
Steals per game	6.2	6.8
Blocks	49	27
Blocks per game	4.1	2.3
Winning streak	0	-
Home win streak	0	-
Attendance	9719	0
Home games-Avg/Game	12-810	0-0
Neutral site-Avg/Game	-	0-0

Team Results

Date	Opponent		Score	Att.
11/19/2021	Mount St. Mary's	Lot	70-74	1589
12/08/2021	Lancaster Bible	W	99-51	717
12/11/2021	FGCU	L	74-85	1171
01/05/2022	Youngstown St.	L	60-64	353
01/07/2022	Cleveland St.	L	77-78	542
01/09/2022	Purdue Fort Wayne	L	70-76	572
01/13/2022	Wright St.	L	73-75	743
01/15/2022	Northern Ky.	W	74-64	703
01/27/2022	Milwaukee	W	77-53	852
01/29/2022	Green Bay	W	62-60	902
02/09/2022	Detroit Mercy	L	62-79	703
02/11/2022	Oakland	L	68-71	872



2021-22 Robert Morris Men's Basketball Combined Team Statistics Away games

Page 1/1
as of Feb 14, 2022

Game Records

Record	Overall	Home	Away	Neutral
ALL GAMES	3-11	0-0	3-11	0-0
CONFERENCE	2-6	0-0	2-6	0-0
NON-CONFERENCE	1-5	0-0	1-5	0-0

Score by Periods

Team	1st	2nd	OT	TOT
Robert Morris	435	506	0	941
Opponents	519	574	0	1093

Team Box Score

No.	Player				Total		3-Point		F-Throw		Rebounds													
		GP-GS	MIN	AVG	FG-FGA	FG%	3FG-3FGA	3FG%	FT-FTA	FT%	OFF	DEF	TOT	AVG	PF	DQ	A	TO	BLK	STL	PTS	AVG		
2	SPEAR, Kahlief	14-14	439:58	31.4	70-151	.464	3-17	.176	33-41	.805	31	77	108	7.7	33	0	23	26	12	14	176	12.6		
3	DUNN, Rasheem	8-8	258:06	32.3	31-77	.403	5-15	.333	27-35	.771	7	24	31	3.9	12	0	28	24	1	6	94	11.8		
1	GREEN III, Michael	11-9	350:18	31.8	40-111	.360	15-50	.300	23-28	.821	6	26	32	2.9	20	0	33	24	1	16	118	10.7		
35	WINSTON, Justin	12-6	269:33	22.5	44-90	.489	14-39	.359	18-20	.900	5	28	33	2.8	25	0	11	27	4	7	120	10.0		
11	WILLIAMS, Jaron	11-7	312:16	28.4	35-76	.461	9-33	.273	14-20	.700	5	33	38	3.5	13	0	16	23	1	8	93	8.5		
5	CHEEKS, Enoch	14-14	422:02	30.1	39-91	.429	11-27	.407	26-34	.765	21	52	73	5.2	32	1	31	28	9	12	115	8.2		
0	FARRIS, Kam	9-4	225:06	25.0	24-60	.400	19-42	.452	6-7	.857	0	13	13	1.4	14	0	13	14	3	2	73	8.1		
21	MAYERS, Matt	14-8	263:32	18.8	32-50	.640	3-3	1.000	14-15	.933	22	39	61	4.4	9	0	8	8	11	6	81	5.8		
31	FLAVORS JR., Ferron	3-0	53:21	17.8	5-16	.313	4-11	.364	0-0	.000	0	4	4	1.3	6	0	3	1	0	3	14	4.7		
23	STONE, Brandon	8-0	86:01	10.8	14-27	.519	5-11	.455	2-2	1.000	2	9	11	1.4	13	0	2	12	5	2	35	4.4		
4	ACUNZO, Mattia	3-0	23:26	7.8	3-9	.333	1-4	.250	0-0	.000	1	2	3	1.0	2	0	0	1	0	0	7	2.3		
13	JEFFRIES, Tristian	6-0	53:01	8.8	3-13	.231	1-5	.200	5-8	.625	4	1	5	0.8	9	0	0	3	0	4	12	2.0		
12	COOK, Chase	10-0	43:20	4.3	1-6	.167	1-2	.500	0-0	.000	0	5	5	0.5	6	0	3	4	0	1	3	0.3		
Team											18	20	38				7							
Total		14	2800		341-777	.439	91-259	.351	168-210	.800	122	333	455	32.5	194	1	171	202	47	81	941	67.2		
Opponents		14	2800		414-863	.480	124-309	.401	141-198	.712	149	328	477	34.1	188	1	243	145	63	108	1093	78.1		

Team Statistics

	RM	OPP
Scoring	941	1093
Points per game	67.2	78.1
Scoring margin	-10.9	-
Field goals-att	341-777	414-863
Field goal pct	.439	.480
3 point fg-att	91-259	124-309
3-point FG pct	.351	.401
3-pt FG made per game	6.5	8.9
Free throws-att	168-210	141-198
Free throw pct	.800	.712
F-Throws made per game	12.0	10.1
Rebounds	455	477
Rebounds per game	32.5	34.1
Rebounding margin	-1.6	-
Assists	171	243
Assists per game	12.2	17.4
Turnovers	202	145
Turnovers per game	14.4	10.4
Turnover margin	-4.1	-
Assist/turnover ratio	0.8	1.7
Steals	81	108
Steals per game	5.8	7.7
Blocks	47	63
Blocks per game	3.4	4.5
Winning streak	2	-
Home win streak	0	-
Attendance	0	47664
Home games-Avg/Game	0-0	14-3405
Neutral site-Avg/Game	-	0-0

Team Results

Date	Opponent		Score	Att.
11/10/2021	at UCF	L	59-69	4869
11/12/2021	at Kentucky	L	60-100	18454
11/15/2021	at Ohio	L	71-85	6180
11/27/2021	at Davidson	L	70-88	2724
12/02/2021	at Green Bay	L	58-70	1989
12/04/2021	at Milwaukee	L	69-77	2243
12/19/2021	at Bowling Green	L	74-100	1964
12/22/2021	at Saint Francis (PA)	W	75-67	224
12/30/2021	at Oakland	L	61-79	2059
01/21/2022	at Purdue Fort Wayne	L	62-86	1716
01/23/2022	at Cleveland St.	L	68-75	1694
02/03/2022	at UIC	L	75-80	1725
02/05/2022	at IUPUI	W	66-49	582
02/13/2022	at Youngstown St.	W	73-68	1241



2021-22 Robert Morris Men's Basketball
Season/Career Statistics
All games

Page 1/1
as of Feb 14, 2022

Summary

Player	Season Statistics										Career Statistics									
	GP-GS	MIN/G	FG%	3FG%	FT%	R/G	A/G	STL	BLK	PTS/G	GP-GS	MIN/G	FG%	3FG%	FT%	R/G	A/G	STL	BLK	PTS/G
ACUNZO, Mattia	3-0	7.8	.333	.250	.000	1.0	0.0	0	0	2.3	3-0	7.8	.333	.250	.000	1.0	0.0	0	0	2.3
CHEEKS, Enoch	26-26	30.5	.457	.407	.807	5.5	2.4	28	17	8.8	41-30	25.2	.447	.367	.663	4.5	1.8	43	22	7.4
COOK, Chase	19-0	6.2	.267	.286	1.000	0.5	0.5	3	0	0.6	19-0	6.2	.267	.286	1.000	0.5	0.5	3	0	0.6
DUNN, Rasheem	12-12	32.6	.391	.308	.738	3.7	4.1	15	1	12.8	12-12	32.6	.391	.308	.738	3.7	4.1	15	1	12.8
FARRIS, Kam	18-11	26.2	.444	.430	.750	1.6	1.6	4	4	9.6	35-27	24.1	.458	.444	.778	1.7	1.3	11	5	9.0
FLAVORS JR., Ferron	4-0	16.3	.286	.357	.000	1.3	0.8	3	0	4.3	4-0	16.3	.286	.357	.000	1.3	0.8	3	0	4.3
GREEN III, Michael	23-18	30.3	.395	.317	.796	2.3	3.2	27	1	10.8	23-18	30.3	.395	.317	.796	2.3	3.2	27	1	10.8
JEFFRIES, Tristian	9-0	11.1	.250	.333	.625	1.6	0.3	5	0	2.0	9-0	11.1	.250	.333	.625	1.6	0.3	5	0	2.0
MAYERS, Matt	26-17	17.6	.644	.571	.743	4.3	0.5	10	15	5.5	26-17	17.6	.644	.571	.743	4.3	0.5	10	15	5.5
SPEAR, Kahlil	26-26	32.0	.555	.240	.727	7.8	1.7	24	31	14.4	44-36	28.6	.552	.265	.699	6.7	1.5	42	54	12.5
STONE, Brandon	17-0	14.5	.468	.455	.938	3.2	0.4	7	12	5.8	17-0	14.5	.468	.455	.938	3.2	0.4	7	12	5.8
WILLIAMS, Jaron	22-11	27.1	.396	.241	.694	3.0	1.4	16	5	7.0	22-11	27.1	.396	.241	.694	3.0	1.4	16	5	7.0
WINSTON, Justin	21-9	20.7	.467	.321	.885	3.0	0.8	13	10	8.7	21-9	20.7	.467	.321	.885	3.0	0.8	13	10	8.7

Scoring

Player	Season Statistics									Career Statistics								
	FG-FGA	FG%	3FG-3FGA	3FG%	FT-FTA	FT%	PTS	PTS/G		FG-FGA	FG%	3FG-3FGA	3FG%	FT-FTA	FT%	PTS	PTS/G	
ACUNZO, Mattia	3-9	.333	1-4	.250	0-0	.000	7	2.3		3-9	.333	1-4	.250	0-0	.000	7	2.3	
CHEEKS, Enoch	79-173	.457	24-59	.407	46-57	.807	228	8.8		109-244	.447	29-79	.367	55-83	.663	302	7.4	
COOK, Chase	4-15	.267	2-7	.286	2-2	1.000	12	0.6		4-15	.267	2-7	.286	2-2	1.000	12	0.6	
DUNN, Rasheem	50-128	.391	8-26	.308	45-61	.738	153	12.8		50-128	.391	8-26	.308	45-61	.738	153	12.8	
FARRIS, Kam	59-133	.444	40-93	.430	15-20	.750	173	9.6		109-238	.458	75-169	.444	21-27	.778	314	9.0	
FLAVORS JR., Ferron	6-21	.286	5-14	.357	0-0	.000	17	4.3		6-21	.286	5-14	.357	0-0	.000	17	4.3	
GREEN III, Michael	87-220	.395	32-101	.317	43-54	.796	249	10.8		87-220	.395	32-101	.317	43-54	.796	249	10.8	
JEFFRIES, Tristian	5-20	.250	3-9	.333	5-8	.625	18	2.0		5-20	.250	3-9	.333	5-8	.625	18	2.0	
MAYERS, Matt	56-87	.644	4-7	.571	26-35	.743	142	5.5		56-87	.644	4-7	.571	26-35	.743	142	5.5	
SPEAR, Kahlil	152-274	.555	6-25	.240	64-88	.727	374	14.4		222-402	.552	13-49	.265	95-136	.699	552	12.5	
STONE, Brandon	37-79	.468	10-22	.455	15-16	.938	99	5.8		37-79	.468	10-22	.455	15-16	.938	99	5.8	
WILLIAMS, Jaron	57-144	.396	14-58	.241	25-36	.694	153	7.0		57-144	.396	14-58	.241	25-36	.694	153	7.0	
WINSTON, Justin	71-152	.467	17-53	.321	23-26	.885	182	8.7		71-152	.467	17-53	.321	23-26	.885	182	8.7	

Totals

Player	Season Statistics									Career Statistics								
	O-REB	D-REB	TOTAL	PF	FO	A	TO	A/TO		O-REB	D-REB	TOTAL	PF	FO	A	TO	A/TO	
ACUNZO, Mattia	1	2	3	2	0	0	1	0.0		1	2	3	2	0	0	1	0.0	
CHEEKS, Enoch	38	104	142	67	2	62	57	1.1		58	127	185	97	2	72	72	1.0	
COOK, Chase	0	9	9	19	0	10	15	0.7		0	9	9	19	0	10	15	0.7	
DUNN, Rasheem	10	34	44	18	0	49	39	1.3		10	34	44	18	0	49	39	1.3	
FARRIS, Kam	1	28	29	27	0	28	25	1.1		8	53	61	56	1	44	43	1.0	
FLAVORS JR., Ferron	0	5	5	7	0	3	2	1.5		0	5	5	7	0	3	2	1.5	
GREEN III, Michael	8	46	54	55	0	74	46	1.6		8	46	54	55	0	74	46	1.6	
JEFFRIES, Tristian	8	6	14	16	0	3	6	0.5		8	6	14	16	0	3	6	0.5	
MAYERS, Matt	37	76	113	26	0	13	23	0.6		37	76	113	26	0	13	23	0.6	
SPEAR, Kahlil	55	147	202	55	0	44	50	0.9		92	204	296	91	1	65	72	0.9	
STONE, Brandon	19	35	54	29	0	7	24	0.3		19	35	54	29	0	7	24	0.3	
WILLIAMS, Jaron	17	50	67	38	0	30	36	0.8		17	50	67	38	0	30	36	0.8	
WINSTON, Justin	7	56	63	44	1	16	39	0.4		7	56	63	44	1	16	39	0.4	



2021-22 Robert Morris Men's Basketball
Overall Team Statistics
All games

Page 1/1
as of Feb 14, 2022

Team Statistics

	RM	OPP
Scoring	1807	1923
Points per game	69.5	74.0
Scoring margin	-4.5	-
Field goals-att	666-1455	702-1549
Field goal pct	.458	.453
3 point fg-att	166-478	205-570
3-point FG pct	.347	.360
3-pt FG made per game	6.4	7.9
Free throws-att	309-403	314-434
Free throw pct	.767	.724
F-Throws made per game	11.9	12.1
Rebounds	868	871
Rebounds per game	33.4	33.5
Rebounding margin	-0.1	-
Assists	339	396
Assists per game	13.0	15.2
Turnovers	376	302
Turnovers per game	14.5	11.6
Turnover margin	-2.8	-
Assist/turnover ratio	0.9	1.3
Steals	155	189
Steals per game	6.0	7.3
Blocks	96	90
Blocks per game	3.7	3.5
Winning streak	1	-
Home win streak	0	-
Attendance	9719	47664
Home games-Avg/Game	12-810	14-3405
Neutral site-Avg/Game	-	0-0

Score by Periods

Team	1st	2nd	OT	TOT
Robert Morris	850	950	7	1807
Opponents	901	1011	11	1923



2021-22 Robert Morris Men's Basketball
Individual Game-by-Game
All games

Page 1/13
as of Feb 14, 2022

#0 FARRIS, Kam

Opponent	Date	GS	MIN	Total		3-Pointers		Free throws		Rebounds				PF	A	TO	BLK	STL	PTS	AVG
				FG-FGA	PCT	3FG-3FGA	PCT	FT-FTA	PCT	OFF	DEF	TOT	AVG							
at Davidson	11/27/2021		28:55	4-6	.667	3-5	.600	0-0	.000	0	1	1	1.0	1	3	2	0	0	11	11.0
at Green Bay	12/02/2021		26:58	2-4	.500	1-1	1.000	0-0	.000	0	3	3	2.0	1	2	2	0	0	5	8.0
at Milwaukee	12/04/2021	*	15:15	4-7	.571	4-6	.667	2-2	1.000	0	3	3	2.3	0	0	1	1	1	14	10.0
Lancaster Bible	12/08/2021	*	26:32	10-13	.769	7-10	.700	0-0	.000	0	0	0	1.8	0	2	2	0	1	27	14.3
FGCU	12/11/2021	*	17:00	1-5	.200	1-5	.200	0-0	.000	0	1	1	1.6	0	0	2	0	0	3	12.0
at Bowling Green	12/19/2021	*	25:13	5-7	.714	3-5	.600	0-0	.000	0	1	1	1.5	0	0	4	1	1	13	12.2
at Saint Francis (PA)	12/22/2021	*	28:19	1-7	.143	1-5	.200	0-0	.000	0	1	1	1.4	4	0	0	0	0	3	10.9
at Oakland	12/30/2021	*	34:33	5-15	.333	4-12	.333	0-0	.000	0	2	2	1.5	0	4	1	0	0	14	11.3
Youngstown St.	01/05/2022	*	32:37	3-6	.500	2-4	.500	2-3	.667	0	1	1	1.4	3	1	1	0	1	10	11.1
Cleveland St.	01/07/2022	*	29:58	2-5	.400	0-2	.000	1-1	1.000	0	1	1	1.4	2	2	2	0	0	5	10.5
Purdue Fort Wayne	01/09/2022	*	32:48	2-12	.167	1-8	.125	0-1	.000	0	5	5	1.7	4	4	2	1	0	5	10.0
Wright St.	01/13/2022	*	34:31	8-10	.800	4-5	.800	0-0	.000	1	2	3	1.8	0	2	0	0	0	20	10.8
Northern Ky.	01/15/2022	*	27:18	4-10	.400	2-8	.250	3-3	1.000	0	3	3	1.9	2	1	0	0	0	13	11.0
at UIC	02/03/2022		13:40	0-1	.000	0-1	.000	0-0	.000	0	1	1	1.9	3	1	3	0	0	0	10.2
at IUPUI	02/05/2022		21:08	1-6	.167	1-3	.333	0-0	.000	0	0	0	1.7	4	1	0	0	0	3	9.7
Detroit Mercy	02/09/2022		25:34	4-7	.571	3-6	.500	0-0	.000	0	0	0	1.6	2	1	2	0	0	11	9.8
Oakland	02/11/2022		20:10	1-5	.200	1-3	.333	3-5	.600	0	2	2	1.6	0	2	0	0	0	6	9.6
at Youngstown St.	02/13/2022		31:05	2-7	.286	2-4	.500	4-5	.800	0	1	1	1.6	1	2	1	1	0	10	9.6
Totals		11	471:34	59-133	.444	40-93	.430	15-20	.750	1	28	29	1.6	27	28	25	4	4	173	9.6

Player Averages

Games Played	Minutes/ game	Points/ game	FG Pct	3FG Pct	FT Pct	Rebounds/ game	Assists/ game	Turnovers/ game	Assist/Turnover ratio	Steals/ game	Blocks/ game
18	26.2	9.6	44.4	43.0	75.0	1.6	1.6	1.4	1.1	0.2	0.2



2021-22 Robert Morris Men's Basketball
Individual Game-by-Game
All games

Page 2/13
as of Feb 14, 2022

#1 GREEN III, Michael

Opponent	Date	GS	MIN	Total		3-Pointers		Free throws		Rebounds				PF	A	TO	BLK	STL	PTS	AVG
				FG-FGA	PCT	3FG-3FGA	PCT	FT-FTA	PCT	OFF	DEF	TOT	AVG							
at UCF	11/10/2021	*	20:39	3-8	.375	1-4	.250	0-0	.000	0	2	2	2.0	2	0	3	0	0	7	7.0
at Kentucky	11/12/2021	*	31:26	5-11	.455	2-5	.400	0-0	.000	0	1	1	1.5	1	4	3	0	3	12	9.5
at Ohio	11/15/2021	*	32:38	2-11	.182	1-6	.167	0-0	.000	1	1	2	1.7	1	3	3	0	2	5	8.0
Mount St. Mary's	11/19/2021	*	37:45	4-12	.333	1-3	.333	2-4	.500	0	2	2	1.8	4	5	2	0	1	11	8.8
Lancaster Bible	12/08/2021		21:18	3-4	.750	1-2	.500	2-2	1.000	1	3	4	2.2	3	4	1	0	0	9	8.8
FGCU	12/11/2021		24:43	3-8	.375	2-6	.333	0-0	.000	0	2	2	2.2	2	3	1	0	0	8	8.7
at Bowling Green	12/19/2021		26:46	6-10	.600	1-5	.200	1-1	1.000	0	4	4	2.4	2	0	1	0	5	14	9.4
at Saint Francis (PA)	12/22/2021		28:60	2-4	.500	1-2	.500	2-2	1.000	0	5	5	2.8	3	2	2	0	2	7	9.1
at Oakland	12/30/2021	*	34:47	4-13	.308	1-6	.167	0-0	.000	1	3	4	2.9	2	6	2	1	0	9	9.1
Youngstown St.	01/05/2022		23:25	2-7	.286	0-5	.000	2-2	1.000	0	1	1	2.7	4	0	6	0	3	6	8.8
Cleveland St.	01/07/2022	*	31:05	0-3	.000	0-1	.000	0-2	.000	0	2	2	2.6	2	2	0	0	1	0	8.0
Purdue Fort Wayne	01/09/2022	*	20:31	7-9	.778	3-4	.750	3-4	.750	0	0	0	2.4	4	0	3	0	2	20	9.0
Wright St.	01/13/2022	*	32:09	6-16	.375	1-6	.167	2-2	1.000	0	2	2	2.4	2	5	0	0	1	15	9.5
Northern Ky.	01/15/2022	*	34:09	5-9	.556	0-0	.000	4-4	1.000	0	2	2	2.4	4	5	2	0	0	14	9.8
at Purdue Fort Wayne	01/21/2022	*	32:59	1-7	.143	1-3	.333	11-11	1.000	2	1	3	2.4	1	6	3	0	1	14	10.1
at Cleveland St.	01/23/2022	*	35:22	4-13	.308	3-7	.429	2-4	.500	1	1	2	2.4	3	4	3	0	2	13	10.3
Milwaukee	01/27/2022	*	20:46	4-8	.500	3-5	.600	2-2	1.000	1	3	4	2.5	3	2	0	0	0	13	10.4
Green Bay	01/29/2022	*	34:43	8-14	.571	4-8	.500	1-2	.500	0	1	1	2.4	3	4	1	0	2	21	11.0
at UIC	02/03/2022	*	37:02	6-15	.400	2-5	.400	2-4	.500	0	2	2	2.4	2	1	0	0	0	16	11.3
at IUPUI	02/05/2022	*	33:21	2-6	.333	1-5	.200	2-2	1.000	0	4	4	2.5	2	2	3	0	0	7	11.1
Detroit Mercy	02/09/2022	*	31:04	4-11	.364	2-5	.400	0-0	.000	0	1	1	2.4	0	6	4	0	1	10	11.0
Oakland	02/11/2022	*	34:29	1-8	.125	0-6	.000	2-2	1.000	0	1	1	2.3	4	5	2	0	0	4	10.7
at Youngstown St.	02/13/2022	*	36:18	5-13	.385	1-2	.500	3-4	.750	1	2	3	2.3	1	5	1	0	1	14	10.8
Totals		18	696:25	87-220	.395	32-101	.317	43-54	.796	8	46	54	2.3	55	74	46	1	27	249	10.8

Player Averages

Games Played	Minutes/game	Points/game	FG Pct	3FG Pct	FT Pct	Rebounds/game	Assists/game	Turnovers/game	Assist/Turnover ratio	Steals/game	Blocks/game
23	30.3	10.8	39.5	31.7	79.6	2.3	3.2	2.0	1.6	1.2	0.0



2021-22 Robert Morris Men's Basketball
Individual Game-by-Game
All games

Page 3/13
as of Feb 14, 2022

#2 SPEAR, Kahliel

Opponent	Date	GS	MIN	Total		3-Pointers		Free throws		Rebounds				PF	A	TO	BLK	STL	PTS	AVG
				FG-FGA	PCT	3FG-3FGA	PCT	FT-FTA	PCT	OFF	DEF	TOT	AVG							
at UCF	11/10/2021	*	28:15	3-7	.429	0-1	.000	4-4	1.000	2	3	5	5.0	2	3	0	2	1	10	10.0
at Kentucky	11/12/2021	*	30:07	5-14	.357	0-2	.000	0-0	.000	2	6	8	6.5	3	0	0	2	0	10	10.0
at Ohio	11/15/2021	*	29:31	8-15	.533	0-1	.000	6-7	.857	2	6	8	7.0	3	1	2	0	1	22	14.0
Mount St. Mary's	11/19/2021	*	32:18	5-7	.714	0-1	.000	4-7	.571	1	10	11	8.0	4	1	1	1	0	14	14.0
at Davidson	11/27/2021	*	30:39	6-17	.353	0-2	.000	3-5	.600	1	8	9	8.2	3	2	1	1	1	15	14.2
at Green Bay	12/02/2021	*	33:45	1-9	.111	0-1	.000	3-4	.750	1	5	6	7.8	3	1	1	0	4	5	12.7
at Milwaukee	12/04/2021	*	31:30	4-8	.500	0-1	.000	2-2	1.000	3	4	7	7.7	4	0	0	1	1	10	12.3
Lancaster Bible	12/08/2021	*	24:52	7-8	.875	0-0	.000	3-3	1.000	1	9	10	8.0	2	2	2	3	2	17	12.9
FGCU	12/11/2021	*	35:40	8-11	.727	1-1	1.000	3-5	.600	3	8	11	8.3	1	2	0	1	0	20	13.7
at Bowling Green	12/19/2021	*	24:42	2-6	.333	0-1	.000	1-2	.500	1	5	6	8.1	2	2	3	1	0	5	12.8
at Saint Francis (PA)	12/22/2021	*	25:53	1-8	.125	0-1	.000	0-0	.000	1	1	2	7.5	3	2	3	0	0	2	11.8
at Oakland	12/30/2021	*	29:43	5-11	.455	0-1	.000	0-0	.000	2	5	7	7.5	4	2	3	0	1	10	11.7
Youngstown St.	01/05/2022	*	33:42	5-9	.556	0-1	.000	1-1	1.000	0	3	3	7.2	4	1	1	3	1	11	11.6
Cleveland St.	01/07/2022	*	33:49	10-13	.769	0-1	.000	4-6	.667	1	5	6	7.1	1	2	2	2	1	24	12.5
Purdue Fort Wayne	01/09/2022	*	36:32	5-7	.714	0-0	.000	3-4	.750	2	2	4	6.9	1	2	2	1	0	13	12.5
Wright St.	01/13/2022	*	31:43	7-10	.700	0-0	.000	1-2	.500	1	2	3	6.6	1	1	3	2	2	15	12.7
Northern Ky.	01/15/2022	*	30:32	8-13	.615	0-0	.000	5-5	1.000	5	6	11	6.9	3	4	4	2	0	21	13.2
at Purdue Fort Wayne	01/21/2022	*	32:21	8-12	.667	0-2	.000	0-0	.000	3	5	8	6.9	0	1	5	0	1	16	13.3
at Cleveland St.	01/23/2022	*	36:00	2-6	.333	0-0	.000	0-0	.000	5	6	11	7.2	1	2	3	1	0	4	12.8
Milwaukee	01/27/2022	*	26:22	11-14	.786	1-2	.500	2-4	.500	2	7	9	7.3	0	0	3	1	0	25	13.5
Green Bay	01/29/2022	*	32:57	3-11	.273	1-2	.500	2-4	.500	3	5	8	7.3	1	0	2	2	1	9	13.2
at UIC	02/03/2022	*	37:25	9-16	.563	0-1	.000	5-6	.833	2	11	13	7.5	2	4	1	1	3	23	13.7
at IUPUI	02/05/2022	*	32:31	6-11	.545	0-0	.000	5-6	.833	4	7	11	7.7	2	3	1	1	1	17	13.8
Detroit Mercy	02/09/2022	*	36:53	7-11	.636	0-0	.000	1-1	1.000	1	6	7	7.7	2	1	3	0	2	15	13.9
Oakland	02/11/2022	*	35:38	6-9	.667	0-0	.000	2-5	.400	4	7	11	7.8	2	5	1	1	1	14	13.9
at Youngstown St.	02/13/2022	*	37:36	10-11	.909	3-3	1.000	4-5	.800	2	5	7	7.8	1	0	3	2	0	27	14.4
Totals		26	830:56	152-274	.555	6-25	.240	64-88	.727	55	147	202	7.8	55	44	50	31	24	374	14.4

Player Averages

Games Played	Minutes/game	Points/game	FG Pct	3FG Pct	FT Pct	Rebounds/game	Assists/game	Turnovers/game	Assist/Turnover ratio	Steals/game	Blocks/game
26	32.0	14.4	55.5	24.0	72.7	7.8	1.7	1.9	0.9	0.9	1.2



2021-22 Robert Morris Men's Basketball
Individual Game-by-Game
All games

Page 6/13
as of Feb 14, 2022

#5 CHEEKS, Enoch

Opponent	Date	GS	MIN	Total		3-Pointers		Free throws		Rebounds				PF	A	TO	BLK	STL	PTS	AVG
				FG-FGA	PCT	3FG-3FGA	PCT	FT-FTA	PCT	OFF	DEF	TOT	AVG							
at UCF	11/10/2021	*	28:40	3-9	.333	0-1	.000	6-6	1.000	5	5	10	10.0	2	1	3	0	1	12	12.0
at Kentucky	11/12/2021	*	20:18	1-4	.250	0-1	.000	0-0	.000	0	2	2	6.0	0	2	2	0	2	2	7.0
at Ohio	11/15/2021	*	18:07	1-3	.333	0-0	.000	1-2	.500	1	3	4	5.3	3	1	1	0	0	3	5.7
Mount St. Mary's	11/19/2021	*	24:57	2-9	.222	1-3	.333	0-0	.000	2	2	4	5.0	5	2	1	1	1	5	5.5
at Davidson	11/27/2021	*	32:09	1-3	.333	1-2	.500	1-2	.500	0	2	2	4.4	2	3	0	0	0	4	5.2
at Green Bay	12/02/2021	*	29:46	3-8	.375	1-1	1.000	1-2	.500	3	4	7	4.8	2	1	1	0	0	8	5.7
at Milwaukee	12/04/2021	*	36:37	2-7	.286	0-1	.000	0-0	.000	1	2	3	4.6	1	4	2	1	2	4	5.4
Lancaster Bible	12/08/2021	*	22:11	3-3	1.000	3-3	1.000	2-2	1.000	0	8	8	5.0	0	6	1	0	0	11	6.1
FGCU	12/11/2021	*	32:03	4-7	.571	3-4	.750	0-1	.000	1	3	4	4.9	4	3	4	0	2	11	6.7
at Bowling Green	12/19/2021	*	35:27	3-7	.429	1-2	.500	3-4	.750	0	5	5	4.9	2	3	2	2	1	10	7.0
at Saint Francis (PA)	12/22/2021	*	32:53	5-7	.714	1-2	.500	2-3	.667	2	6	8	5.2	2	1	3	0	1	13	7.5
at Oakland	12/30/2021	*	29:24	2-5	.400	1-3	.333	0-0	.000	1	5	6	5.3	3	2	2	1	1	5	7.3
Youngstown St.	01/05/2022	*	35:52	5-8	.625	0-2	.000	2-2	1.000	2	8	10	5.6	0	2	4	1	3	12	7.7
Cleveland St.	01/07/2022	*	29:56	3-7	.429	1-3	.333	5-5	1.000	1	1	2	5.4	3	2	5	0	2	12	8.0
Purdue Fort Wayne	01/09/2022	*	31:53	4-5	.800	1-2	.500	4-4	1.000	1	6	7	5.5	2	3	2	1	0	13	8.3
Wright St.	01/13/2022	*	32:52	5-7	.714	0-1	.000	1-2	.500	1	4	5	5.4	4	2	0	0	3	11	8.5
Northern Ky.	01/15/2022	*	25:31	3-3	1.000	0-0	.000	2-2	1.000	0	2	2	5.2	4	0	3	1	0	8	8.5
at Purdue Fort Wayne	01/21/2022	*	36:38	4-10	.400	0-2	.000	1-2	.500	0	4	4	5.2	1	2	4	0	3	9	8.5
at Cleveland St.	01/23/2022	*	31:08	4-9	.444	2-4	.500	3-5	.600	2	5	7	5.3	5	4	0	0	0	13	8.7
Milwaukee	01/27/2022	*	30:36	2-10	.200	1-4	.250	2-2	1.000	3	5	8	5.4	2	3	1	1	2	7	8.7
Green Bay	01/29/2022	*	38:43	5-9	.556	1-3	.333	0-0	.000	4	6	10	5.6	4	2	2	1	1	11	8.8
at UIC	02/03/2022	*	34:43	3-7	.429	2-4	.500	4-4	1.000	4	2	6	5.6	3	3	2	2	0	12	8.9
at IUPUI	02/05/2022	*	34:21	5-7	.714	2-3	.667	2-2	1.000	2	6	8	5.7	2	1	4	2	0	14	9.1
Detroit Mercy	02/09/2022	*	33:03	2-6	.333	1-4	.250	0-1	.000	1	4	5	5.7	3	4	2	1	1	5	9.0
Oakland	02/11/2022	*	33:54	2-8	.250	1-3	.333	2-2	1.000	1	3	4	5.6	4	2	4	1	1	7	8.9
at Youngstown St.	02/13/2022	*	21:51	2-5	.400	0-1	.000	2-2	1.000	0	1	1	5.5	4	3	2	1	1	6	8.8
Totals		26	793:33	79-173	.457	24-59	.407	46-57	.807	38	104	142	5.5	67	62	57	17	28	228	8.8

Player Averages

Games Played	Minutes/game	Points/game	FG Pct	3FG Pct	FT Pct	Rebounds/game	Assists/game	Turnovers/game	Assist/Turnover ratio	Steals/game	Blocks/game
26	30.5	8.8	45.7	40.7	80.7	5.5	2.4	2.2	1.1	1.1	0.7



**2021-22 Robert Morris Men's Basketball
Individual Game-by-Game
All games**

Page 7/13
as of Feb 14, 2022

#11 WILLIAMS, Jaron

Opponent	Date	GS	MIN	Total		3-Pointers		Free throws		Rebounds				PF	A	TO	BLK	STL	PTS	AVG
				FG-FGA	PCT	3FG-3FGA	PCT	FT-FTA	PCT	OFF	DEF	TOT	AVG							
at UCF	11/10/2021		18:43	3-7	.429	0-3	.000	0-0	.000	3	4	7	7.0	1	1	3	0	0	6	6.0
at Kentucky	11/12/2021		22:41	1-5	.200	0-3	.000	2-2	1.000	0	1	1	4.0	1	2	4	0	0	4	5.0
at Ohio	11/15/2021		31:25	8-11	.727	3-6	.500	0-0	.000	0	5	5	4.3	0	1	0	0	0	19	9.7
Mount St. Mary's	11/19/2021		33:04	4-6	.667	1-1	1.000	0-0	.000	2	1	3	4.0	2	3	2	0	1	9	9.5
at Davidson	11/27/2021	*	31:31	6-10	.600	1-3	.333	0-2	.000	0	3	3	3.8	4	2	3	0	1	13	10.2
at Green Bay	12/02/2021	*	25:02	2-4	.500	1-2	.500	2-2	1.000	0	1	1	3.3	0	2	0	0	0	7	9.7
FGCU	12/11/2021		25:23	2-6	.333	0-3	.000	0-0	.000	0	1	1	3.0	2	0	1	0	1	4	8.9
at Oakland	12/30/2021		25:48	5-9	.556	0-3	.000	2-2	1.000	0	4	4	3.1	1	0	3	1	1	12	9.3
Youngstown St.	01/05/2022		14:27	1-4	.250	0-1	.000	0-0	.000	0	1	1	2.9	1	0	0	0	0	2	8.4
Cleveland St.	01/07/2022		25:29	4-8	.500	0-1	.000	3-4	.750	1	2	3	2.9	4	2	2	0	2	11	8.7
Purdue Fort Wayne	01/09/2022		26:41	2-6	.333	1-3	.333	1-2	.500	1	2	3	2.9	4	0	1	2	0	6	8.5
Wright St.	01/13/2022		16:40	0-4	.000	0-1	.000	0-0	.000	0	0	0	2.7	3	1	0	0	0	0	7.8
Northern Ky.	01/15/2022		27:11	2-6	.333	1-2	.500	1-2	.500	4	2	6	2.9	1	0	1	1	1	6	7.6
at Purdue Fort Wayne	01/21/2022	*	32:21	3-8	.375	2-4	.500	0-1	.000	1	0	1	2.8	1	1	3	0	4	8	7.6
at Cleveland St.	01/23/2022	*	34:37	3-8	.375	0-3	.000	5-7	.714	0	6	6	3.0	2	0	2	0	1	11	7.9
Milwaukee	01/27/2022	*	30:06	1-9	.111	0-3	.000	2-2	1.000	2	1	3	3.0	2	3	2	0	2	4	7.6
Green Bay	01/29/2022	*	30:32	1-8	.125	0-4	.000	0-0	.000	2	2	4	3.1	4	3	1	1	0	2	7.3
at UIC	02/03/2022	*	34:26	2-4	.500	1-2	.500	0-0	.000	0	4	4	3.1	0	3	1	0	0	5	7.2
at IUPUI	02/05/2022	*	28:38	2-8	.250	1-4	.250	3-4	.750	0	4	4	3.2	2	3	1	0	1	8	7.2
Detroit Mercy	02/09/2022	*	27:42	2-5	.400	1-3	.333	2-2	1.000	0	1	1	3.1	1	0	2	0	1	7	7.2
Oakland	02/11/2022	*	26:16	3-6	.500	1-3	.333	2-4	.500	0	4	4	3.1	1	2	1	0	0	9	7.3
at Youngstown St.	02/13/2022	*	27:04	0-2	.000	0-0	.000	0-0	.000	1	1	2	3.0	1	1	3	0	0	0	7.0
Totals		11	595:47	57-144	.396	14-58	.241	25-36	.694	17	50	67	3.0	38	30	36	5	16	153	7.0

Player Averages

Games Played	Minutes/ game	Points/ game	FG Pct	3FG Pct	FT Pct	Rebounds/ game	Assists/ game	Turnovers/ game	Assist/Turnover ratio	Steals/ game	Blocks/ game
22	27.1	7.0	39.6	24.1	69.4	3.0	1.4	1.6	0.8	0.7	0.2



2021-22 Robert Morris Men's Basketball
Individual Game-by-Game
All games

Page 8/13
as of Feb 14, 2022

#12 COOK, Chase

Opponent	Date	GS	MIN	Total		3-Pointers		Free throws		Rebounds				PF	A	TO	BLK	STL	PTS	AVG
				FG-FGA	PCT	3FG-3FGA	PCT	FT-FTA	PCT	OFF	DEF	TOT	AVG							
at Kentucky	11/12/2021		00:40	0-0	.000	0-0	.000	0-0	.000	0	0	0	0.0	0	0	0	0	0	0.0	
at Green Bay	12/02/2021		02:19	0-0	.000	0-0	.000	0-0	.000	0	1	1	0.5	0	0	0	0	0	0.0	
at Milwaukee	12/04/2021		12:09	1-2	.500	1-2	.500	0-0	.000	0	0	0	0.3	1	0	2	0	0	1.0	
Lancaster Bible	12/08/2021		05:29	0-0	.000	0-0	.000	0-0	.000	0	0	0	0.3	1	1	2	0	0	0.8	
at Bowling Green	12/19/2021		00:59	0-0	.000	0-0	.000	0-0	.000	0	0	0	0.2	0	0	0	0	0	0.6	
at Oakland	12/30/2021		04:13	0-0	.000	0-0	.000	0-0	.000	0	1	1	0.3	3	2	0	0	0	0.5	
Cleveland St.	01/07/2022		08:55	0-1	.000	0-1	.000	0-0	.000	0	1	1	0.4	2	1	3	0	1	0.4	
Purdue Fort Wayne	01/09/2022		10:21	0-1	.000	0-1	.000	0-0	.000	0	1	1	0.5	2	0	1	0	0	0.4	
Wright St.	01/13/2022		05:50	0-0	.000	0-0	.000	2-2	1.000	0	0	0	0.4	1	0	1	0	0	0.6	
Northern Ky.	01/15/2022		05:51	0-1	.000	0-1	.000	0-0	.000	0	0	0	0.4	1	1	1	0	0	0.5	
at Purdue Fort Wayne	01/21/2022		07:01	0-0	.000	0-0	.000	0-0	.000	0	0	0	0.4	0	0	0	0	0	0.5	
at Cleveland St.	01/23/2022		04:38	0-1	.000	0-0	.000	0-0	.000	0	0	0	0.3	0	0	1	0	1	0.4	
Milwaukee	01/27/2022		19:14	2-4	.500	1-2	.500	0-0	.000	0	2	2	0.5	3	2	1	0	0	0.8	
Green Bay	01/29/2022		05:22	0-1	.000	0-0	.000	0-0	.000	0	0	0	0.4	1	0	0	0	0	0.7	
at UIC	02/03/2022		02:58	0-1	.000	0-0	.000	0-0	.000	0	1	1	0.5	1	1	0	0	0	0.7	
at IUPUI	02/05/2022		04:41	0-0	.000	0-0	.000	0-0	.000	0	0	0	0.4	1	0	1	0	0	0.6	
Detroit Mercy	02/09/2022		07:50	1-1	1.000	0-0	.000	0-0	.000	0	0	0	0.4	2	0	1	0	0	0.7	
Oakland	02/11/2022		05:31	0-0	.000	0-0	.000	0-0	.000	0	0	0	0.4	0	2	1	0	1	0.7	
at Youngstown St.	02/13/2022		03:42	0-2	.000	0-0	.000	0-0	.000	0	2	2	0.5	0	0	0	0	0	0.6	
Totals		0	117:43	4-15	.267	2-7	.286	2-2	1.000	0	9	9	0.5	19	10	15	0	3	12	0.6

Player Averages

Games Played	Minutes/game	Points/game	FG Pct	3FG Pct	FT Pct	Rebounds/game	Assists/game	Turnovers/game	Assist/Turnover ratio	Steals/game	Blocks/game
19	6.2	0.6	26.7	28.6	100.0	0.5	0.5	0.8	0.7	0.2	0.0



2021-22 Robert Morris Men's Basketball
Individual Game-by-Game
All games

Page 9/13
as of Feb 14, 2022

#13 JEFFRIES, Tristian

Opponent	Date	GS	MIN	Total		3-Pointers		Free throws		Rebounds				PF	A	TO	BLK	STL	PTS	AVG
				FG-FGA	PCT	3FG-3FGA	PCT	FT-FTA	PCT	OFF	DEF	TOT	AVG							
at Davidson	11/27/2021		03:06	0-0	.000	0-0	.000	0-0	.000	0	0	0	0.0	1	0	0	0	1	0	0.0
at Milwaukee	12/04/2021		16:09	1-3	.333	1-2	.500	0-0	.000	0	0	0	0.0	2	0	0	0	1	3	1.5
Lancaster Bible	12/08/2021		16:50	1-4	.250	1-2	.500	0-0	.000	2	2	4	1.3	0	1	0	0	1	3	2.0
at Bowling Green	12/19/2021		06:31	1-2	.500	0-0	.000	0-0	.000	0	0	0	1.0	0	0	0	0	0	2	2.0
at Oakland	12/30/2021		01:59	0-1	.000	0-1	.000	1-4	.250	1	1	2	1.2	0	0	0	0	1	1	1.8
at Purdue Fort Wayne	01/21/2022		11:01	1-4	.250	0-0	.000	2-2	1.000	1	0	1	1.2	2	0	2	0	1	4	2.2
at Cleveland St.	01/23/2022		14:15	0-3	.000	0-2	.000	2-2	1.000	2	0	2	1.3	4	0	1	0	0	2	2.1
Milwaukee	01/27/2022		19:18	0-0	.000	0-0	.000	0-0	.000	2	2	4	1.6	3	1	0	0	0	0	1.9
Green Bay	01/29/2022		10:40	1-3	.333	1-2	.500	0-0	.000	0	1	1	1.6	4	1	3	0	0	3	2.0
Totals		0	99:50	5-20	.250	3-9	.333	5-8	.625	8	6	14	1.6	16	3	6	0	5	18	2.0

Player Averages

Games Played	Minutes/game	Points/game	FG Pct	3FG Pct	FT Pct	Rebounds/game	Assists/game	Turnovers/game	Assist/Turnover ratio	Steals/game	Blocks/game
9	11.1	2.0	25.0	33.3	62.5	1.6	0.3	0.7	0.5	0.6	0.0



2021-22 Robert Morris Men's Basketball
Individual Game-by-Game
All games

Page 10/13
as of Feb 14, 2022

#21 MAYERS, Matt

Opponent	Date	GS	MIN	Total		3-Pointers		Free throws		Rebounds				PF	A	TO	BLK	STL	PTS	AVG
				FG-FGA	PCT	3FG-3FGA	PCT	FT-FTA	PCT	OFF	DEF	TOT	AVG							
at UCF	11/10/2021		11:09	0-0	.000	0-0	.000	0-0	.000	2	1	3	3.0	1	0	0	0	0	0	0.0
at Kentucky	11/12/2021		24:13	3-5	.600	0-0	.000	0-0	.000	3	3	6	4.5	1	0	0	1	0	6	3.0
at Ohio	11/15/2021		10:25	0-1	.000	0-0	.000	0-0	.000	0	1	1	3.3	0	1	0	0	0	0	2.0
Mount St. Mary's	11/19/2021		14:07	2-2	1.000	0-0	.000	0-1	.000	1	3	4	3.5	1	0	1	0	1	4	2.5
at Davidson	11/27/2021		12:36	2-2	1.000	0-0	.000	3-3	1.000	0	3	3	3.4	0	2	0	0	0	7	3.4
at Green Bay	12/02/2021		11:07	0-2	.000	0-0	.000	0-0	.000	0	1	1	3.0	0	0	0	1	0	0	2.8
at Milwaukee	12/04/2021		17:40	3-3	1.000	1-1	1.000	0-0	.000	0	2	2	2.9	1	1	0	0	1	7	3.4
Lancaster Bible	12/08/2021		23:24	3-4	.750	0-0	.000	2-4	.500	4	8	12	4.0	1	0	2	1	1	8	4.0
FGCU	12/11/2021		08:11	1-1	1.000	0-0	.000	0-0	.000	0	1	1	3.7	2	0	1	0	0	2	3.8
at Bowling Green	12/19/2021	*	26:06	6-11	.545	0-0	.000	3-3	1.000	1	3	4	3.7	1	2	1	1	0	15	4.9
at Saint Francis (PA)	12/22/2021	*	31:41	6-6	1.000	1-1	1.000	3-3	1.000	6	5	11	4.4	1	0	0	2	0	16	5.9
at Oakland	12/30/2021	*	24:17	2-3	.667	0-0	.000	2-2	1.000	2	5	7	4.6	0	2	1	3	1	6	5.9
Youngstown St.	01/05/2022	*	21:46	2-5	.400	0-1	.000	0-0	.000	1	2	3	4.5	1	0	1	2	1	4	5.8
Cleveland St.	01/07/2022	*	13:05	3-4	.750	1-1	1.000	0-0	.000	1	3	4	4.4	3	1	1	0	0	7	5.9
Purdue Fort Wayne	01/09/2022	*	11:28	1-1	1.000	0-0	.000	0-0	.000	1	1	2	4.3	0	1	0	0	0	2	5.6
Wright St.	01/13/2022	*	19:40	0-2	.000	0-1	.000	1-2	.500	0	4	4	4.3	1	0	2	0	0	1	5.3
Northern Ky.	01/15/2022	*	12:39	1-2	.500	0-0	.000	2-2	1.000	1	1	2	4.1	0	1	0	1	0	4	5.2
at Purdue Fort Wayne	01/21/2022	*	16:17	0-1	.000	0-0	.000	0-0	.000	0	4	4	4.1	0	0	0	0	1	0	4.9
at Cleveland St.	01/23/2022	*	13:03	2-5	.400	0-0	.000	0-0	.000	3	2	5	4.2	2	0	2	0	2	4	4.9
Milwaukee	01/27/2022	*	21:42	4-6	.667	0-1	.000	1-1	1.000	3	4	7	4.3	1	2	2	0	0	9	5.1
Green Bay	01/29/2022	*	10:07	1-1	1.000	0-0	.000	1-2	.500	1	4	5	4.3	4	0	2	0	0	3	5.0
at UIC	02/03/2022	*	16:06	0-1	.000	0-0	.000	0-0	.000	1	2	3	4.3	1	0	2	1	1	0	4.8
at IUPUI	02/05/2022	*	20:56	3-4	.750	1-1	1.000	2-3	.667	2	2	4	4.3	0	0	1	1	0	9	5.0
Detroit Mercy	02/09/2022	*	18:30	1-2	.500	0-0	.000	4-6	.667	1	1	2	4.2	2	0	1	0	0	6	5.0
Oakland	02/11/2022	*	19:47	5-7	.714	0-0	.000	1-2	.500	1	5	6	4.2	1	0	2	0	1	11	5.2
at Youngstown St.	02/13/2022	*	27:56	5-6	.833	0-0	.000	1-1	1.000	2	5	7	4.3	1	0	1	1	0	11	5.5
Totals		17	457:58	56-87	.644	4-7	.571	26-35	.743	37	76	113	4.3	26	13	23	15	10	142	5.5

Player Averages

Games Played	Minutes/game	Points/game	FG Pct	3FG Pct	FT Pct	Rebounds/game	Assists/game	Turnovers/game	Assist/Turnover ratio	Steals/game	Blocks/game
26	17.6	5.5	64.4	57.1	74.3	4.3	0.5	0.9	0.6	0.4	0.6



2021-22 Robert Morris Men's Basketball
Individual Game-by-Game
All games

Page 11/13
as of Feb 14, 2022

#23 STONE, Brandon

Opponent	Date	GS	MIN	Total		3-Pointers		Free throws		Rebounds				PF	A	TO	BLK	STL	PTS	AVG
				FG-FGA	PCT	3FG-3FGA	PCT	FT-FTA	PCT	OFF	DEF	TOT	AVG							
at Davidson	11/27/2021		09:51	3-4	.750	1-2	.500	0-0	.000	0	1	1	1.0	1	0	0	1	0	7	7.0
at Green Bay	12/02/2021		07:45	0-1	.000	0-0	.000	0-0	.000	0	0	0	0.5	1	0	2	0	0	0	3.5
at Saint Francis (PA)	12/22/2021		06:35	2-4	.500	1-3	.333	0-0	.000	1	2	3	1.3	1	1	1	1	1	5	4.0
at Oakland	12/30/2021		15:16	2-5	.400	0-0	.000	0-0	.000	0	0	0	1.0	3	1	2	0	0	4	4.0
Youngstown St.	01/05/2022		08:46	0-0	.000	0-0	.000	0-0	.000	0	1	1	1.0	4	0	0	0	1	0	3.2
Cleveland St.	01/07/2022		13:17	4-6	.667	1-1	1.000	0-0	.000	4	0	4	1.5	2	0	2	1	0	9	4.2
Purdue Fort Wayne	01/09/2022		17:53	2-4	.500	1-1	1.000	2-2	1.000	1	4	5	2.0	1	1	0	0	0	7	4.6
Wright St.	01/13/2022		18:18	2-5	.400	0-0	.000	0-0	.000	2	3	5	2.4	1	0	0	0	0	4	4.5
Northern Ky.	01/15/2022		14:07	2-3	.667	0-0	.000	0-0	.000	0	3	3	2.4	3	0	1	0	0	4	4.4
at Purdue Fort Wayne	01/21/2022		07:38	0-2	.000	0-2	.000	0-0	.000	0	0	0	2.2	1	0	2	0	0	0	4.0
at Cleveland St.	01/23/2022		19:21	5-7	.714	2-3	.667	2-2	1.000	1	1	2	2.2	4	0	3	1	0	14	4.9
Milwaukee	01/27/2022		18:18	2-10	.200	0-3	.000	2-2	1.000	2	4	6	2.5	2	2	1	2	1	6	5.0
Green Bay	01/29/2022		25:29	2-10	.200	0-1	.000	7-8	.875	5	2	7	2.8	1	0	2	2	1	11	5.5
at IUPUI	02/05/2022		05:07	0-1	.000	0-0	.000	0-0	.000	0	2	2	2.8	0	0	0	2	0	0	5.1
Detroit Mercy	02/09/2022		19:24	2-6	.333	0-2	.000	2-2	1.000	1	3	4	2.9	0	2	1	1	1	6	5.1
Oakland	02/11/2022		24:15	7-8	.875	3-3	1.000	0-0	.000	2	6	8	3.2	2	0	5	1	1	17	5.9
at Youngstown St.	02/13/2022		14:28	2-3	.667	1-1	1.000	0-0	.000	0	3	3	3.2	2	0	2	0	1	5	5.8
Totals		0	245:47	37-79	.468	10-22	.455	15-16	.938	19	35	54	3.2	29	7	24	12	7	99	5.8

Player Averages

Games Played	Minutes/game	Points/game	FG Pct	3FG Pct	FT Pct	Rebounds/game	Assists/game	Turnovers/game	Assist/Turnover ratio	Steals/game	Blocks/game
17	14.5	5.8	46.8	45.5	93.8	3.2	0.4	1.4	0.3	0.4	0.7



2021-22 Robert Morris Men's Basketball
Individual Game-by-Game
All games

Page 13/13
as of Feb 14, 2022

#35 WINSTON, Justin

Opponent	Date	GS	MIN	Total		3-Pointers		Free throws		Rebounds				PF	A	TO	BLK	STL	PTS	AVG
				FG-FGA	PCT	3FG-3FGA	PCT	FT-FTA	PCT	OFF	DEF	TOT	AVG							
at UCF	11/10/2021	*	33:13	2-7	.286	0-4	.000	0-0	.000	0	2	2	2.0	3	2	6	1	1	4	4.0
at Kentucky	11/12/2021	*	13:53	3-6	.500	3-6	.500	0-0	.000	1	0	1	1.5	2	0	1	0	0	9	6.5
at Ohio	11/15/2021	*	24:57	4-6	.667	1-1	1.000	2-2	1.000	0	6	6	3.0	2	1	4	0	0	11	8.0
Mount St. Mary's	11/19/2021	*	31:09	3-9	.333	0-2	.000	0-1	.000	1	4	5	3.5	5	0	1	1	3	6	7.5
at Davidson	11/27/2021	*	23:04	4-8	.500	1-3	.333	0-0	.000	0	2	2	3.2	1	0	2	0	0	9	7.8
at Green Bay	12/02/2021	*	27:23	6-10	.600	3-5	.600	1-2	.500	0	2	2	3.0	3	0	2	0	0	16	9.2
at Milwaukee	12/04/2021	*	32:45	3-13	.231	0-4	.000	1-1	1.000	0	2	2	2.9	3	3	6	1	2	7	8.9
Lancaster Bible	12/08/2021	*	29:58	7-12	.583	0-3	.000	0-0	.000	0	5	5	3.1	2	0	4	1	2	14	9.5
FGCU	12/11/2021	*	22:21	4-9	.444	0-1	.000	2-2	1.000	0	2	2	3.0	1	2	0	0	1	10	9.6
at Bowling Green	12/19/2021		20:11	1-5	.200	0-2	.000	9-10	.900	1	3	4	3.1	3	2	2	2	1	11	9.7
at Saint Francis (PA)	12/22/2021		15:51	4-7	.571	0-3	.000	0-0	.000	0	1	1	2.9	1	0	1	0	0	8	9.5
Cleveland St.	01/07/2022		14:26	3-6	.500	1-2	.500	2-2	1.000	0	3	3	2.9	2	0	2	1	0	9	9.5
Purdue Fort Wayne	01/09/2022		11:53	2-4	.500	0-1	.000	0-0	.000	0	3	3	2.9	1	1	1	0	0	4	9.1
Wright St.	01/13/2022		08:17	2-5	.400	1-2	.500	0-0	.000	0	0	0	2.7	2	0	2	0	0	5	8.8
Northern Ky.	01/15/2022		22:42	2-5	.400	0-1	.000	0-0	.000	0	2	2	2.7	3	1	1	3	0	4	8.5
at Purdue Fort Wayne	01/21/2022		23:44	5-7	.714	1-3	.333	0-0	.000	2	2	4	2.8	2	1	1	0	2	11	8.6
at Cleveland St.	01/23/2022		11:36	2-3	.667	1-2	.500	2-2	1.000	1	2	3	2.8	4	0	2	0	1	7	8.5
Milwaukee	01/27/2022		13:38	3-8	.375	1-2	.500	1-1	1.000	0	5	5	2.9	1	1	1	0	0	8	8.5
Green Bay	01/29/2022		11:27	1-4	.250	0-0	.000	0-0	.000	1	4	5	3.0	2	0	0	0	0	2	8.2
at UIC	02/03/2022		23:40	8-14	.571	3-4	.750	0-0	.000	0	2	2	3.0	0	1	0	0	0	19	8.7
at IUPUI	02/05/2022		19:17	2-4	.500	1-2	.500	3-3	1.000	0	4	4	3.0	1	1	0	0	0	8	8.7
Totals			9 435:24	71-152	.467	17-53	.321	23-26	.885	7	56	63	3.0	44	16	39	10	13	182	8.7

Player Averages

Games Played	Minutes/game	Points/game	FG Pct	3FG Pct	FT Pct	Rebounds/game	Assists/game	Turnovers/game	Assist/Turnover ratio	Steals/game	Blocks/game
21	20.7	8.7	46.7	32.1	88.5	3.0	0.8	1.9	0.4	0.6	0.5



Robert Morris Men's Basketball
Individual Career Summaries
All games

Page 1/7
as of Feb 14, 2022

ACUNZO, Mattia

				Field Goals		3-Point		F-Throws		Rebounds									Scoring	
SEASON	TEAM	GP-GS	MIN/AVG	FG-FGA	FG%	3FG-3FGA	3FG%	FT-FTA	FT%	OFF	DEF	TOT	AVG	PF-FO	A	TO	BLK	STL	PTS	AVG
2020-21	UT	30-0	451/15.0	63-119	.529	15-37	.405	37-49	.755	31	75	106	3.5	34-0	27	21	5	7	178	5.9
2021-22	RM	3-0	23/7.8	3-9	.333	1-4	.250	0-0	.000	1	2	3	1.0	2-0	0	1	0	0	7	2.3
TOTAL FOR RM		3-0	23/7.8	3-9	.333	1-4	.250	0-0	.000	1	2	3	1.0	2-0	0	1	0	0	7	2.3
TOTAL		33-0	474/14.4	66-128	.516	16-41	.390	37-49	.755	32	77	109	3.3	36-0	27	22	5	7	185	5.6

Single Game Highs

Statistic	Value	
Points	15	vs Northern Ill. 12/22/20
Rebounds	9	vs Western Mich. 02/27/21
Assists	4	vs Eastern Mich. 01/12/21
Steals	2	at Kent St. 01/05/21
Blocks	2	vs Ohio 01/08/21
FG Made	5	at Miami (OH) 01/26/21, vs Northern Ill. 12/22/20
FG Attempts	9	at Miami (OH) 01/26/21
3FG Made	2	vs Ohio 01/08/21, vs Northern Ill. 12/22/20
3FG Attempts	3	vs Ohio 01/08/21, at Akron 01/16/21, at Bowling Green 01/30/21
FT Made	6	vs Ball St. 03/05/21
FT Attempts	8	vs Ball St. 03/05/21

CHEEKS, Enoch

				Field Goals		3-Point		F-Throws		Rebounds									Scoring	
SEASON	TEAM	GP-GS	MIN/AVG	FG-FGA	FG%	3FG-3FGA	3FG%	FT-FTA	FT%	OFF	DEF	TOT	AVG	PF-FO	A	TO	BLK	STL	PTS	AVG
2020-21	RM	15-4	241/16.0	30-71	.423	5-20	.250	9-26	.346	20	23	43	2.9	30-0	10	15	5	15	74	4.9
2021-22	RM	26-26	794/30.5	79-173	.457	24-59	.407	46-57	.807	38	104	142	5.5	67-2	62	57	17	28	228	8.8
TOTAL		41-30	1034/25.2	109-244	.447	29-79	.367	55-83	.663	58	127	185	4.5	97-2	72	72	22	43	302	7.4

Single Game Highs

Statistic	Value	
Points	15	vs Oakland 02/12/21
Rebounds	10	at UCF 11/10/21, vs Youngstown St. 01/05/22, vs Green Bay 01/29/22
Assists	6	vs Lancaster Bible 12/08/21
Steals	5	at Marshall 12/20/20
Blocks	2	4 times
FG Made	6	vs Youngstown St. 02/05/21
FG Attempts	13	vs Milwaukee 01/01/21
3FG Made	3	vs Lancaster Bible 12/08/21, vs FGCU 12/11/21
3FG Attempts	5	vs Milwaukee 01/01/21
FT Made	6	at UCF 11/10/21
FT Attempts	10	vs Oakland 02/12/21



Robert Morris Men's Basketball
Individual Career Summaries
All games

Page 2/7
as of Feb 14, 2022

COOK, Chase

				Field Goals		3-Point		F-Throws		Rebounds									Scoring	
SEASON	TEAM	GP-GS	MIN/AVG	FG-FGA	FG%	3FG-3FGA	3FG%	FT-FTA	FT%	OFF	DEF	TOT	AVG	PF-FO	A	TO	BLK	STL	PTS	AVG
2021-22	RM	19-0	118/6.2	4-15	.267	2-7	.286	2-2	1.000	0	9	9	0.5	19-0	10	15	0	3	12	0.6
TOTAL		19-0	118/6.2	4-15	.267	2-7	.286	2-2	1.000	0	9	9	0.5	19-0	10	15	0	3	12	0.6

Single Game Highs

Statistic	Value	
Points	5	vs Milwaukee 01/27/22
Rebounds	2	vs Milwaukee 01/27/22, at Youngstown St. 02/13/22
Assists	2	at Oakland 12/30/21, vs Milwaukee 01/27/22, vs Oakland 02/11/22
Steals	1	vs Cleveland St. 01/07/22, at Cleveland St. 01/23/22, vs Oakland 02/11/22
FG Made	2	vs Milwaukee 01/27/22
FG Attempts	4	vs Milwaukee 01/27/22
3FG Made	1	at Milwaukee 12/04/21, vs Milwaukee 01/27/22
3FG Attempts	2	at Milwaukee 12/04/21, vs Milwaukee 01/27/22
FT Made	2	vs Wright St. 01/13/22
FT Attempts	2	vs Wright St. 01/13/22

DUNN, Rasheem

				Field Goals		3-Point		F-Throws		Rebounds									Scoring	
SEASON	TEAM	GP-GS	MIN/AVG	FG-FGA	FG%	3FG-3FGA	3FG%	FT-FTA	FT%	OFF	DEF	TOT	AVG	PF-FO	A	TO	BLK	STL	PTS	AVG
2016-17	SF-NY	30-11	897/29.9	129-333	.387	24-109	.220	112-162	.691	44	109	153	5.1	63-2	49	52	3	43	394	13.1
2017-18	SF-NY	30-29	928/30.9	157-403	.390	42-150	.280	105-136	.772	21	151	172	5.7	60-2	70	62	1	42	461	15.4
2019-20	SJU	29-15	836/28.8	113-300	.377	17-76	.224	103-134	.769	17	92	109	3.8	44-0	100	57	0	30	346	11.9
2020-21	SJU	22-17	641/29.1	77-187	.412	5-32	.156	47-68	.691	7	56	63	2.9	35-0	87	52	1	31	206	9.4
2021-22	RM	12-12	391/32.6	50-128	.391	8-26	.308	45-61	.738	10	34	44	3.7	18-0	49	39	1	15	153	12.8
TOTAL FOR RM		12-12	391/32.6	50-128	.391	8-26	.308	45-61	.738	10	34	44	3.7	18-0	49	39	1	15	153	12.8
TOTAL		123-84	3693/30.0	526-1351	.389	96-393	.244	412-561	.734	99	442	541	4.4	220-4	355	262	6	161	1560	12.7

Single Game Highs

Statistic	Value	
Points	25	at Saint Peter's 12/23/17
Rebounds	10	at Robert Morris 01/04/18, at Saint Peter's 12/23/17, vs Robert Morris 02/04/17
Assists	10	vs Creighton 03/01/20, at Providence 02/06/21, vs Lancaster Bible 12/08/21
Steals	5	at Central Conn. St. 02/24/18, at Army West Point 12/03/16
Blocks	1	6 times
FG Made	10	vs Villanova 01/28/20
FG Attempts	22	at Robert Morris 01/04/18
3FG Made	5	vs Central Conn. St. 01/11/18, at Saint Peter's 12/23/17
3FG Attempts	13	vs Central Conn. St. 01/11/18
FT Made	10	4 times
FT Attempts	12	6 times



Robert Morris Men's Basketball
Individual Career Summaries
All games

Page 3/7
as of Feb 14, 2022

FARRIS, Kam

				Field Goals		3-Point		F-Throws		Rebounds									Scoring	
SEASON	TEAM	GP-GS	MIN/AVG	FG-FGA	FG%	3FG-3FGA	3FG%	FT-FTA	FT%	OFF	DEF	TOT	AVG	PF-FO	A	TO	BLK	STL	PTS	AVG
2020-21	RM	17-16	371/21.8	50-105	.476	35-76	.461	6-7	.857	7	25	32	1.9	29-1	16	18	1	7	141	8.3
2021-22	RM	18-11	472/26.2	59-133	.444	40-93	.430	15-20	.750	1	28	29	1.6	27-0	28	25	4	4	173	9.6
TOTAL		35-27	842/24.1	109-238	.458	75-169	.444	21-27	.778	8	53	61	1.7	56-1	44	43	5	11	314	9.0

Single Game Highs

Statistic	Value	
Points	27	vs Lancaster Bible 12/08/21
Rebounds	5	vs Purdue Fort Wayne 01/09/22
Assists	4	at Oakland 12/30/21, vs Purdue Fort Wayne 01/09/22
Steals	2	at Detroit Mercy 02/19/21, at Detroit Mercy 02/20/21
Blocks	1	5 times
FG Made	10	vs Lancaster Bible 12/08/21
FG Attempts	15	at Oakland 12/30/21
3FG Made	7	vs Lancaster Bible 12/08/21
3FG Attempts	12	at Oakland 12/30/21
FT Made	4	at Youngstown St. 02/13/22
FT Attempts	5	vs Oakland 02/11/22, at Youngstown St. 02/13/22

FLAVORS JR., Ferron

				Field Goals		3-Point		F-Throws		Rebounds									Scoring	
SEASON	TEAM	GP-GS	MIN/AVG	FG-FGA	FG%	3FG-3FGA	3FG%	FT-FTA	FT%	OFF	DEF	TOT	AVG	PF-FO	A	TO	BLK	STL	PTS	AVG
2017-18	Fairf	33-24	1033/31.3	134-378	.354	95-283	.336	43-58	.741	18	102	120	3.6	64-0	36	27	0	20	406	12.3
2019-20	CBU	31-31	940/30.3	135-323	.418	93-212	.439	54-72	.750	29	78	107	3.5	59-0	25	38	3	15	417	13.5
2020-21	OSU	24-7	276/11.5	29-92	.315	19-73	.260	5-7	.714	3	17	20	0.8	15-0	6	6	0	4	82	3.4
2021-22	RM	4-0	65/16.3	6-21	.286	5-14	.357	0-0	.000	0	5	5	1.3	7-0	3	2	0	3	17	4.3
TOTAL FOR RM		4-0	65/16.3	6-21	.286	5-14	.357	0-0	.000	0	5	5	1.3	7-0	3	2	0	3	17	4.3
TOTAL		92-62	2314/25.2	304-814	.373	212-582	.364	102-137	.745	50	202	252	2.7	145-0	70	73	3	42	922	10.0

Single Game Highs

Statistic	Value	
Points	24	vs Central Ark. 11/22/19
Rebounds	11	vs Quinnipiac 03/04/18
Assists	5	vs Old Dominion 12/17/17
Steals	3	vs Quinnipiac 01/27/18
Blocks	1	vs UC Riverside 12/04/19, vs Bethune-Cookman 12/14/19, vs Bethesda (CA) 01/17/20
FG Made	8	vs Central Ark. 11/22/19, vs Bethesda (CA) 01/17/20
FG Attempts	18	vs Ottawa (AZ) 12/28/19
3FG Made	6	vs Central Ark. 11/22/19
3FG Attempts	13	vs Quinnipiac 01/27/18, vs Central Ark. 11/22/19
FT Made	7	vs Quinnipiac 03/04/18
FT Attempts	8	vs Quinnipiac 03/04/18, at Seattle U 02/01/20



**Robert Morris Men's Basketball
Individual Career Summaries
All games**

Page 4/7
as of Feb 14, 2022

GREEN III, Michael

				Field Goals		3-Point		F-Throws		Rebounds									Scoring	
SEASON	TEAM	GP-GS	MIN/AVG	FG-FGA	FG%	3FG-3FGA	3FG%	FT-FTA	FT%	OFF	DEF	TOT	AVG	PF-FO	A	TO	BLK	STL	PTS	AVG
2019-20	BRY	32-20	807/25.2	105-284	.370	21-78	.269	66-86	.767	18	61	79	2.5	59-1	100	78	1	17	297	9.3
2020-21	BRY	21-21	713/34.0	103-276	.373	40-123	.325	90-115	.783	17	61	78	3.7	39-0	77	75	3	27	336	16.0
2021-22	RM	23-18	696/30.3	87-220	.395	32-101	.317	43-54	.796	8	46	54	2.3	55-0	74	46	1	27	249	10.8
TOTAL FOR RM		23-18	696/30.3	87-220	.395	32-101	.317	43-54	.796	8	46	54	2.3	55-0	74	46	1	27	249	10.8
TOTAL		76-59	2217/29.2	295-780	.378	93-302	.308	199-255	.780	43	168	211	2.8	153-1	251	199	5	71	882	11.6

Single Game Highs

Statistic	Value	
Points	33	at Massachusetts 12/21/20
Rebounds	7	at Saint Francis (PA) 01/14/21, vs LIU 02/25/21
Assists	10	vs Wagner 12/17/20
Steals	5	at Bowling Green 12/19/21
Blocks	2	at St. Francis Brooklyn 12/09/20
FG Made	12	at Massachusetts 12/21/20
FG Attempts	22	at St. Francis Brooklyn 02/21/20
3FG Made	4	at Massachusetts 12/21/20, vs Green Bay 01/29/22
3FG Attempts	10	at Fairleigh Dickinson 01/31/21
FT Made	11	at Purdue Fort Wayne 01/21/22
FT Attempts	15	vs LIU 02/25/21

JEFFRIES, Tristian

				Field Goals		3-Point		F-Throws		Rebounds									Scoring	
SEASON	TEAM	GP-GS	MIN/AVG	FG-FGA	FG%	3FG-3FGA	3FG%	FT-FTA	FT%	OFF	DEF	TOT	AVG	PF-FO	A	TO	BLK	STL	PTS	AVG
2021-22	RM	9-0	100/11.1	5-20	.250	3-9	.333	5-8	.625	8	6	14	1.6	16-0	3	6	0	5	18	2.0
TOTAL		9-0	100/11.1	5-20	.250	3-9	.333	5-8	.625	8	6	14	1.6	16-0	3	6	0	5	18	2.0

Single Game Highs

Statistic	Value	
Points	4	at Purdue Fort Wayne 01/21/22
Rebounds	4	vs Lancaster Bible 12/08/21, vs Milwaukee 01/27/22
Assists	1	vs Lancaster Bible 12/08/21, vs Milwaukee 01/27/22, vs Green Bay 01/29/22
Steals	1	5 times
FG Made	1	5 times
FG Attempts	4	vs Lancaster Bible 12/08/21, at Purdue Fort Wayne 01/21/22
3FG Made	1	at Milwaukee 12/04/21, vs Lancaster Bible 12/08/21, vs Green Bay 01/29/22
3FG Attempts	2	4 times
FT Made	2	at Purdue Fort Wayne 01/21/22, at Cleveland St. 01/23/22
FT Attempts	4	at Oakland 12/30/21



Robert Morris Men's Basketball
Individual Career Summaries
All games

Page 5/7
as of Feb 14, 2022

MAYERS, Matt

				Field Goals		3-Point		F-Throws		Rebounds										Scoring	
SEASON	TEAM	GP-GS	MIN/AVG	FG-FGA	FG%	3FG-3FGA	3FG%	FT-FTA	FT%	OFF	DEF	TOT	AVG	PF-FO	A	TO	BLK	STL		PTS	AVG
2021-22	RM	26-17	458/17.6	56-87	.644	4-7	.571	26-35	.743	37	76	113	4.3	26-0	13	23	15	10		142	5.5
TOTAL		26-17	458/17.6	56-87	.644	4-7	.571	26-35	.743	37	76	113	4.3	26-0	13	23	15	10		142	5.5

Single Game Highs

Statistic	Value	
Points	16	at Saint Francis (PA) 12/22/21
Rebounds	12	vs Lancaster Bible 12/08/21
Assists	2	4 times
Steals	2	at Cleveland St. 01/23/22
Blocks	3	at Oakland 12/30/21
FG Made	6	at Bowling Green 12/19/21, at Saint Francis (PA) 12/22/21
FG Attempts	11	at Bowling Green 12/19/21
3FG Made	1	4 times
3FG Attempts	1	7 times
FT Made	4	vs Detroit Mercy 02/09/22
FT Attempts	6	vs Detroit Mercy 02/09/22

SPEAR, Kahliel

				Field Goals		3-Point		F-Throws		Rebounds										Scoring	
SEASON	TEAM	GP-GS	MIN/AVG	FG-FGA	FG%	3FG-3FGA	3FG%	FT-FTA	FT%	OFF	DEF	TOT	AVG	PF-FO	A	TO	BLK	STL		PTS	AVG
2018-19	Buck	14-0	33/2.3	7-16	.438	2-5	.400	1-4	.250	3	7	10	0.7	6-0	0	1	4	0		17	1.2
2019-20	Buck	32-2	457/14.3	66-126	.524	9-25	.360	14-38	.368	37	65	102	3.2	44-1	17	22	26	16		155	4.8
2020-21	RM	18-10	426/23.7	70-128	.547	7-24	.292	31-48	.646	37	57	94	5.2	36-1	21	22	23	18		178	9.9
2021-22	RM	26-26	831/32.0	152-274	.555	6-25	.240	64-88	.727	55	147	202	7.8	55-0	44	50	31	24		374	14.4
TOTAL FOR RM		44-36	1257/28.6	222-402	.552	13-49	.265	95-136	.699	92	204	296	6.7	91-1	65	72	54	42		552	12.5
TOTAL		90-38	1747/19.4	295-544	.542	24-79	.304	110-178	.618	132	276	408	4.5	141-2	82	95	84	58		724	8.0

Single Game Highs

Statistic	Value	
Points	27	at Youngstown St. 02/13/22
Rebounds	15	vs Oakland 02/12/21
Assists	5	vs Oakland 02/11/22
Steals	4	at Green Bay 12/02/21
Blocks	4	vs Hofstra 11/13/19, at Army West Point 01/29/20
FG Made	11	vs Milwaukee 01/27/22
FG Attempts	17	at Davidson 11/27/21
3FG Made	3	at Youngstown St. 02/13/22
3FG Attempts	3	7 times
FT Made	6	at Ohio 11/15/21
FT Attempts	7	4 times



**Robert Morris Men's Basketball
Individual Career Summaries
All games**

Page 6/7
as of Feb 14, 2022

STONE, Brandon

				Field Goals		3-Point		F-Throws		Rebounds										Scoring	
SEASON	TEAM	GP-GS	MIN/AVG	FG-FGA	FG%	3FG-3FGA	3FG%	FT-FTA	FT%	OFF	DEF	TOT	AVG	PF-FO	A	TO	BLK	STL	PTS	AVG	
2019-20	LaS	25-2	265/10.6	29-80	.363	8-33	.242	8-12	.667	18	47	65	2.6	38-1	8	19	13	6	74	3.0	
2020-21	LaS	4-0	36/9.1	1-3	.333	0-0	.000	3-4	.750	1	6	7	1.8	5-0	1	6	5	0	5	1.3	
2021-22	RM	17-0	246/14.5	37-79	.468	10-22	.455	15-16	.938	19	35	54	3.2	29-0	7	24	12	7	99	5.8	
TOTAL FOR RM		17-0	246/14.5	37-79	.468	10-22	.455	15-16	.938	19	35	54	3.2	29-0	7	24	12	7	99	5.8	
TOTAL		46-2	547/11.9	67-162	.414	18-55	.327	26-32	.813	38	88	126	2.7	72-1	16	49	30	13	178	3.9	

Single Game Highs

Statistic	Value	
Points	17	vs Wright St. 11/26/19, vs Oakland 02/11/22
Rebounds	8	vs Oakland 02/11/22
Assists	2	vs Iona 11/09/19, vs Milwaukee 01/27/22, vs Detroit Mercy 02/09/22
Steals	2	vs Saint Joseph's 02/08/20
Blocks	3	vs Saint Peter's 11/27/20
FG Made	7	vs Wright St. 11/26/19, vs Oakland 02/11/22
FG Attempts	12	vs Wright St. 11/26/19
3FG Made	3	vs Oakland 02/11/22
3FG Attempts	4	vs Iona 11/09/19, vs Temple 11/16/19
FT Made	7	vs Green Bay 01/29/22
FT Attempts	8	vs Green Bay 01/29/22

WILLIAMS, Jaron

				Field Goals		3-Point		F-Throws		Rebounds										Scoring	
SEASON	TEAM	GP-GS	MIN/AVG	FG-FGA	FG%	3FG-3FGA	3FG%	FT-FTA	FT%	OFF	DEF	TOT	AVG	PF-FO	A	TO	BLK	STL	PTS	AVG	
2020-21	UTM	24-22	650/27.1	94-191	.492	26-71	.366	34-48	.708	17	61	78	3.3	48-2	34	55	7	18	248	10.3	
2021-22	RM	22-11	596/27.1	57-144	.396	14-58	.241	25-36	.694	17	50	67	3.0	38-0	30	36	5	16	153	7.0	
TOTAL FOR RM		22-11	596/27.1	57-144	.396	14-58	.241	25-36	.694	17	50	67	3.0	38-0	30	36	5	16	153	7.0	
TOTAL		46-33	1246/27.1	151-335	.451	40-129	.310	59-84	.702	34	111	145	3.2	86-2	64	91	12	34	401	8.7	

Single Game Highs

Statistic	Value	
Points	21	vs Jacksonville St. 02/04/21
Rebounds	7	at UCF 11/10/21
Assists	4	at SIUE 02/25/21
Steals	4	at SIUE 02/25/21, at Purdue Fort Wayne 01/21/22
Blocks	2	vs Jacksonville St. 02/04/21, vs Purdue Fort Wayne 01/09/22
FG Made	9	vs Southeast Mo. St. 01/26/21
FG Attempts	18	vs SIUE 01/30/21
3FG Made	5	vs Jacksonville St. 02/04/21
3FG Attempts	7	vs Jacksonville St. 02/04/21
FT Made	6	vs Tennessee Tech 02/06/21
FT Attempts	7	at Cleveland St. 01/23/22



Robert Morris Men's Basketball
Individual Career Summaries
All games

Page 7/7
as of Feb 14, 2022

WINSTON, Justin

SEASON	TEAM	GP-GS	MIN/AVG	Field Goals		3-Point		F-Throws		Rebounds									Scoring	
				FG-FGA	FG%	3FG-3FGA	3FG%	FT-FTA	FT%	OFF	DEF	TOT	AVG	PF-FO	A	TO	BLK	STL	PTS	AVG
2019-20	SBU	31-28	629/20.3	103-235	.438	27-81	.333	36-47	.766	24	81	105	3.4	49-0	22	37	5	9	269	8.7
2020-21	SBU	2-0	18/8.9	2-9	.222	0-2	.000	2-2	1.000	0	3	3	1.5	5-0	0	0	0	0	6	3.0
2021-22	RM	21-9	435/20.7	71-152	.467	17-53	.321	23-26	.885	7	56	63	3.0	44-1	16	39	10	13	182	8.7
TOTAL FOR RM		21-9	435/20.7	71-152	.467	17-53	.321	23-26	.885	7	56	63	3.0	44-1	16	39	10	13	182	8.7
TOTAL		54-37	1082/20.0	176-396	.444	44-136	.324	61-75	.813	31	140	171	3.2	98-1	38	76	15	22	457	8.5

Single Game Highs

Statistic	Value	
Points	20	vs Saint Joseph's 03/04/20, at Saint Joseph's 02/11/20
Rebounds	7	4 times
Assists	5	at Fordham 01/29/20
Steals	3	vs Mount St. Mary's 11/19/21
Blocks	3	vs Northern Ky. 01/15/22
FG Made	8	at Saint Joseph's 02/11/20, at UIC 02/03/22
FG Attempts	19	at VCU 01/18/20
3FG Made	4	vs Rutgers 11/16/19, at Saint Joseph's 02/11/20
3FG Attempts	7	at Saint Joseph's 02/11/20
FT Made	9	at Bowling Green 12/19/21
FT Attempts	10	at Bowling Green 12/19/21



2021-22 Robert Morris Men's Basketball
Season Schedule/Results & Leaders
All games

Page 1/1
as of Feb 14, 2022

Game Records

Record	Overall	Home	Away	Neutral
ALL GAMES	7-19	4-8	3-11	0-0
CONFERENCE	5-12	3-6	2-6	0-0
NON-CONFERENCE	2-7	1-2	1-5	0-0

Team Results

Date	Opponent		Score	Att.	High Points	High Rebounds
11/10/2021	at UCF	L	59-69	4869	(12) DUNN, Rasheem (12) CHEEKS, Enoch	(10) CHEEKS, Enoch
11/12/2021	at Kentucky	L	60-100	18454	(12) GREEN III, Michael	(8) SPEAR, Kahliel
11/15/2021	at Ohio	L	71-85	6180	(22) SPEAR, Kahliel	(8) SPEAR, Kahliel
11/19/2021	Mount St. Mary's	Lot	70-74	1589	(18) DUNN, Rasheem	(11) SPEAR, Kahliel
11/27/2021	at Davidson	L	70-88	2724	(15) SPEAR, Kahliel	(9) SPEAR, Kahliel
12/02/2021	at Green Bay	L	58-70	1989	(17) DUNN, Rasheem	(7) CHEEKS, Enoch
12/04/2021	at Milwaukee	L	69-77	2243	(21) DUNN, Rasheem	(7) SPEAR, Kahliel
12/08/2021	Lancaster Bible	W	99-51	717	(27) FARRIS, Kam	(12) MAYERS, Matt
12/11/2021	FGCU	L	74-85	1171	(20) SPEAR, Kahliel	(11) SPEAR, Kahliel
12/19/2021	at Bowling Green	L	74-100	1964	(15) MAYERS, Matt	(6) SPEAR, Kahliel
12/22/2021	at Saint Francis (PA)	W	75-67	224	(21) DUNN, Rasheem	(11) MAYERS, Matt
12/30/2021	at Oakland	L	61-79	2059	(14) FARRIS, Kam	(7) SPEAR, Kahliel (7) MAYERS, Matt
01/05/2022	Youngstown St.	L	60-64	353	(15) DUNN, Rasheem	(10) CHEEKS, Enoch
01/07/2022	Cleveland St.	L	77-78	542	(24) SPEAR, Kahliel	(6) SPEAR, Kahliel
01/09/2022	Purdue Fort Wayne	L	70-76	572	(20) GREEN III, Michael	(7) CHEEKS, Enoch
01/13/2022	Wright St.	L	73-75	743	(20) FARRIS, Kam	(5) STONE, Brandon (5) CHEEKS, Enoch
01/15/2022	Northern Ky.	W	74-64	703	(21) SPEAR, Kahliel	(11) SPEAR, Kahliel
01/21/2022	at Purdue Fort Wayne	L	62-86	1716	(16) SPEAR, Kahliel	(8) SPEAR, Kahliel
01/23/2022	at Cleveland St.	L	68-75	1694	(14) STONE, Brandon	(11) SPEAR, Kahliel
01/27/2022	Milwaukee	W	77-53	852	(25) SPEAR, Kahliel	(9) SPEAR, Kahliel
01/29/2022	Green Bay	W	62-60	902	(21) GREEN III, Michael	(10) CHEEKS, Enoch
02/03/2022	at UIC	L	75-80	1725	(23) SPEAR, Kahliel	(13) SPEAR, Kahliel
02/05/2022	at IUPUI	W	66-49	582	(17) SPEAR, Kahliel	(11) SPEAR, Kahliel
02/09/2022	Detroit Mercy	L	62-79	703	(15) SPEAR, Kahliel	(7) SPEAR, Kahliel
02/11/2022	Oakland	L	68-71	872	(17) STONE, Brandon	(11) SPEAR, Kahliel
02/13/2022	at Youngstown St.	W	73-68	1241	(27) SPEAR, Kahliel	(7) SPEAR, Kahliel (7) MAYERS, Matt

Attendance Summary

	Games	Attend	Avg/Game
Home	12	9719	810
Away	14	47664	3405
Neutral	0	0	0
Total	26	57383	2207